

FIRAT

SLIDING SYSTEMS

70-75

TECHNICAL

CATALOGUE

SLIDING SYSTEMS 70-75



| | |
|---|----------------|
| Frame Profile Width (mm) | 70-75 |
| Seal | TPE |
| Sound Insulation (db) | 32 |
| Air Permeability Class | 3 |
| Water Impermeability Class | 3A |
| Profile Heat Insulation ($W/m^2 \text{ } ^\circ K$) | 1,45 |
| Window Heat Insulation ($W/m^2 \text{ } ^\circ K$) | 2,20 |
| Wind Load Resistance Class | C2 |
| Glass Thickness (mm) | 5,20,24 |

04 Main Profiles

05 Detail Profiles

06 Auxiliary Profiles

07 Glass Bead Applications

08 Sash Closing Uses

11 Reinforcements

12 Detail Profile Applications

19 Window Sections

43 Water Drain Channels

44 Preparation of Handle Hole

45 Welding

| | | | | | | | | | | | |
|--|------------------|--|----------------------------------|--|----------------------|--|--------------------------------------|--|---------------------------|--|---|
| | 75 Sliding Frame | | 75 Sliding Frame With Architrave | | 75 Sliding Fix Frame | | 75 Sliding Fix Frame With Architrave | | 75 Vertical Mullion | | 75 Sliding Insulated Frame |
| | 70 Sliding Frame | | 70 Sliding Frame With Architrave | | 70 Sliding Fix Frame | | 70 Sliding Mullion-Frame | | Three Track Sliding Frame | | Sliding Frame With Fly Screen |
| | 70 Sliding Frame | | 70 Sliding Frame With Architrave | | 70 Sliding Fix Frame | | 70 Sliding Mullion-Frame | | Sliding Mullion Frame | | Sliding Sash |
| | 70 Sliding Frame | | 70 Sliding Frame With Architrave | | 70 Sliding Fix Frame | | 70 Sliding Mullion-Frame | | Sliding Mullion Frame | | Sliding Door Sash |
| | 70 Sliding Frame | | 70 Sliding Frame With Architrave | | 70 Sliding Fix Frame | | 70 Sliding Mullion-Frame | | Sliding Mullion Frame | | 70 Sliding Sash Closing |
| | 70 Sliding Frame | | 70 Sliding Frame With Architrave | | 70 Sliding Fix Frame | | 70 Sliding Mullion-Frame | | Sliding Mullion Frame | | 70 Sliding Door Sash Closing With Seal |
| | 70 Sliding Frame | | 70 Sliding Frame With Architrave | | 70 Sliding Fix Frame | | 70 Sliding Mullion-Frame | | Sliding Mullion Frame | | 75 Sliding Door Sash Closing With Seal |
| | 70 Sliding Frame | | 70 Sliding Frame With Architrave | | 70 Sliding Fix Frame | | 70 Sliding Mullion-Frame | | Sliding Mullion Frame | | Sliding Frame With Inside Fly Screen & 50 mm Architrave |
| | 70 Sliding Frame | | 70 Sliding Frame With Architrave | | 70 Sliding Fix Frame | | 70 Sliding Mullion-Frame | | Sliding Mullion Frame | | Sliding Frame With Outside Fly Screen & Architrave |
| | 70 Sliding Frame | | 70 Sliding Frame With Architrave | | 70 Sliding Fix Frame | | 70 Sliding Mullion-Frame | | Sliding Mullion Frame | | 75 Sliding Door Sash Closing |
| | 70 Sliding Frame | | 70 Sliding Frame With Architrave | | 70 Sliding Fix Frame | | 70 Sliding Mullion-Frame | | Sliding Mullion Frame | | 70 Sliding Sash Closing |
| | 70 Sliding Frame | | 70 Sliding Frame With Architrave | | 70 Sliding Fix Frame | | 70 Sliding Mullion-Frame | | Sliding Mullion Frame | | 70 Sliding Fixed Profile |
| | 70 Sliding Frame | | 70 Sliding Frame With Architrave | | 70 Sliding Fix Frame | | 70 Sliding Mullion-Frame | | Sliding Mullion Frame | | 70 Sliding Fixed Profile |

SLIDING SYSTEMS 70-75

Detail Profiles

Lambri
100 x 19

24x100 Lambri
100 x 23,5

60x90 Architrave
60 x 90

65x100 Window Architrave
65 x 100

60 x 90 Griyaj
60 x 100

Midi Griyaj
92 x 28,8

Wide Asymmetrical T Profile
23,5 x 43,5

Wide Asymmetrical T Profile
23,5 x 31

Lining Leaning Profile
8,5

Zero Based Lining
40

Pane Separating Profile
24

Coupling Profile
10

Corner Piece
20 x 15

T Profile
32 x 15,2

Lining Adapting
28

Closing Profile
60 x 37,5

Fly Screen Frame
39,6

Fly Screen Sash
50 x 24

Big Fly Screen Sash
60 x 34

Narrow Asymmetrical T Profile
23,5 x 31

Wide Asymmetrical T Profile
23,5 x 43,5

60x90 Architrave
60 x 90

65x100 Window Architrave
65 x 100

Lining Profile 100 X 67,5
67,5 x 100

Lining Profile 170 X 75
75 x 170

Aluminium Rail
12

Alu. Sash Adapting Profile
14,8 x 48

70 Sliding Aluminium Pullable Door Sash Closing
93,7

70 Sliding Aluminium Door Sash Closing
54

Sliding Aluminium Corner Profile
46,85

70 Sliding Aluminium Threshold
21,3 x 70

Outside Sill Profile
180

Indoor Sill Profile
111,5

70 Sliding Aluminium Pullable Door Sash Closing
42 x 98

Flyscreen Mullion Profile
30 x 16,8

75 Sliding Aluminium Pullable Door Sash Closing
75

Outside Sill Plug

Indoor Sill Plug

Mounting Plug

Windshield

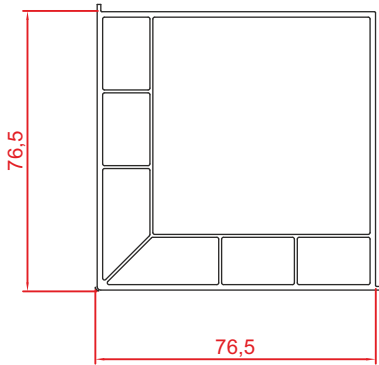
Linematic

Buffers For Glass (1,5 mm, 3,5 mm, 5 mm)

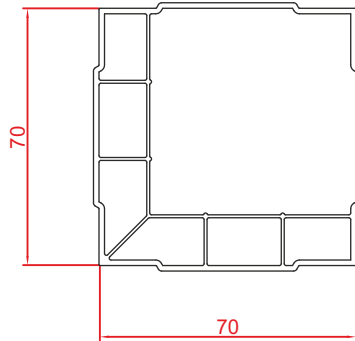
75 Sliding Frame Stopper

75 Sliding Fix Frame Stopper

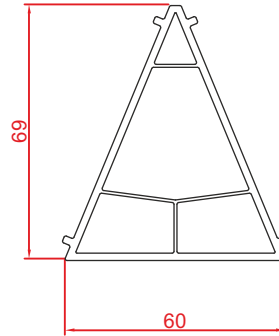
75 Sliding Vertical Mullion Connector



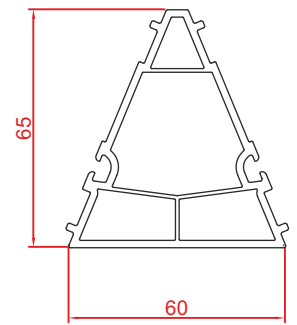
75 Sliding Angled Post Box 90° Profile



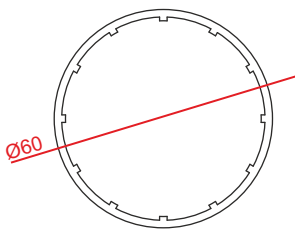
70 Sliding Angled Post Box 90° Profile



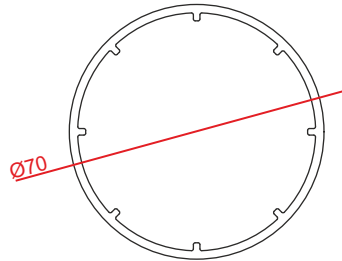
75 Sliding 135° Angled Box Profile



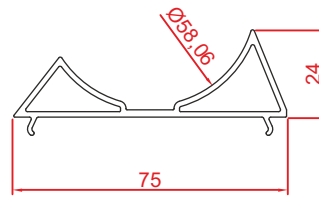
70 Sliding 135° Angled Box Profile



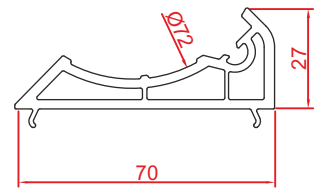
75 Sliding Angled Post Pipe Profile



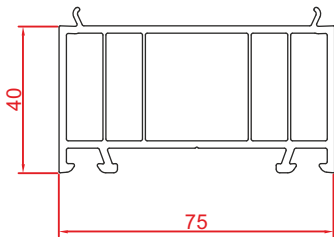
70 Sliding Angled Post Pipe Profile



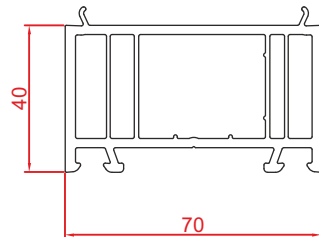
75 Angled Post Adapting Profile



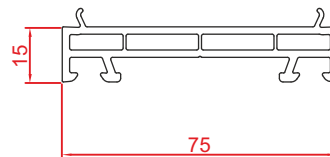
70 Angled Post Adapting Profile



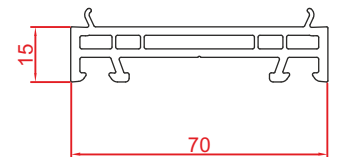
75 Sliding 40 mm Frame Elevator



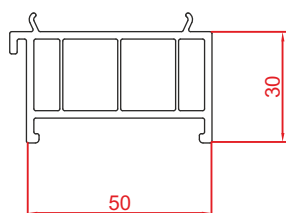
70 Sliding 40 mm Frame Elevator



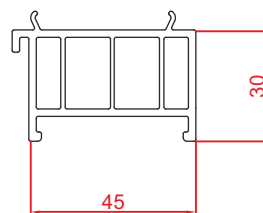
75 Sliding 15 mm Frame Elevator



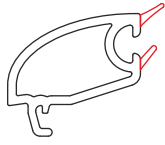
70 Sliding 15 mm Frame Elevator



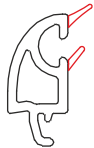
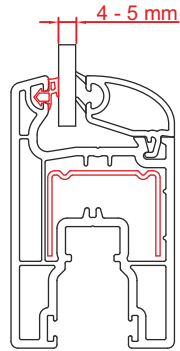
75 Sliding Frame Base Mounting Profile



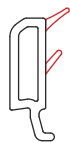
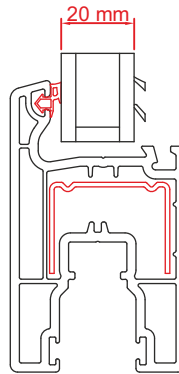
70 Sliding Frame Base Mounting Profile



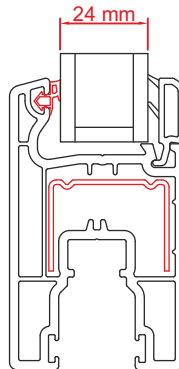
5 mm Glass Bead



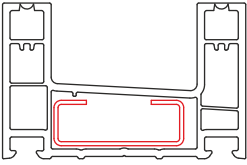
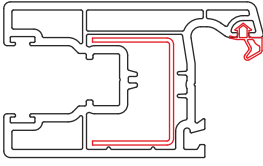
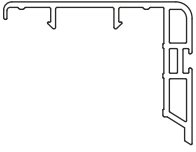
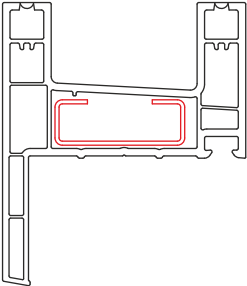
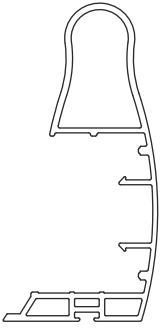
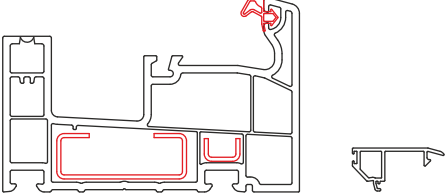
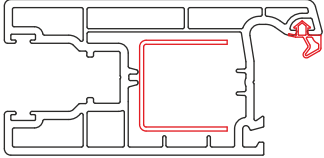
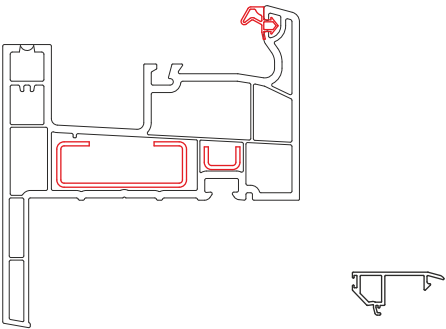
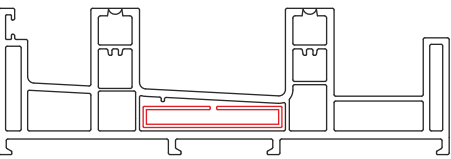
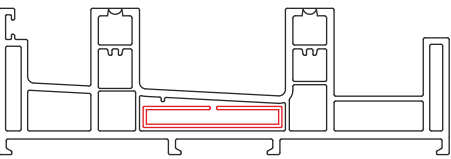
20 mm Glass Bead



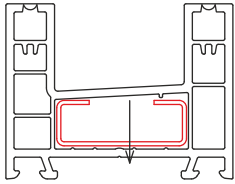
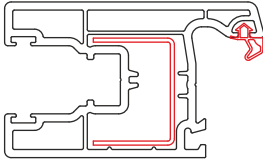
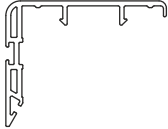
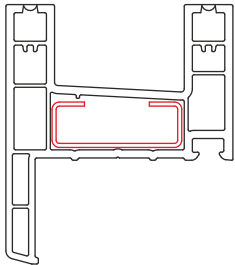
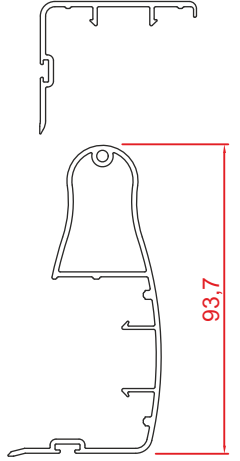
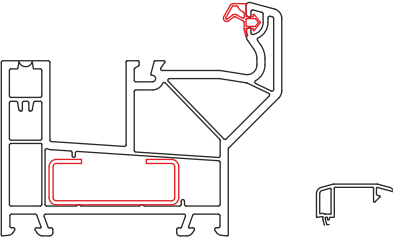
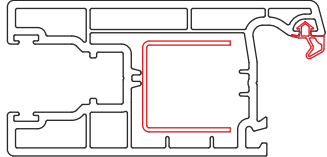
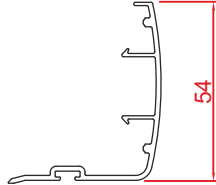
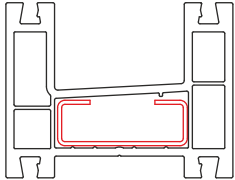
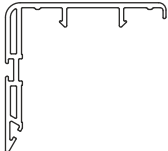
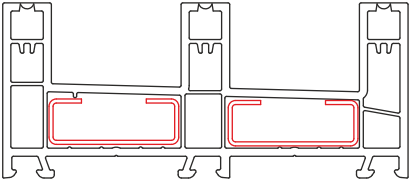
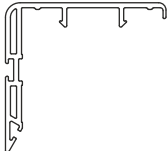
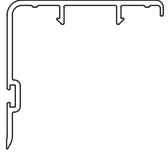
24 mm Glass Bead



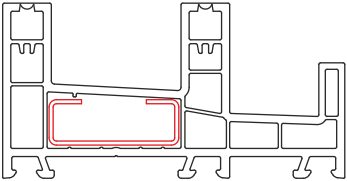
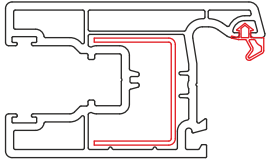
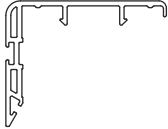
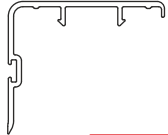
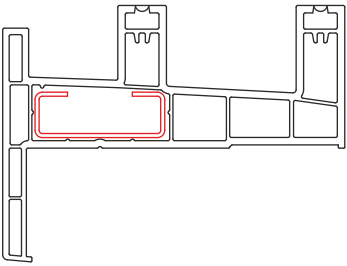
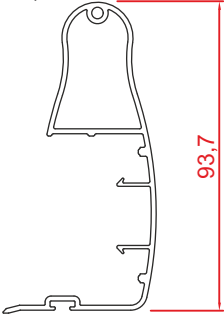
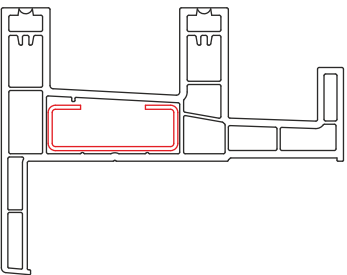
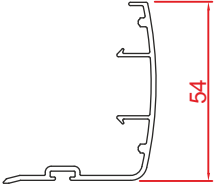
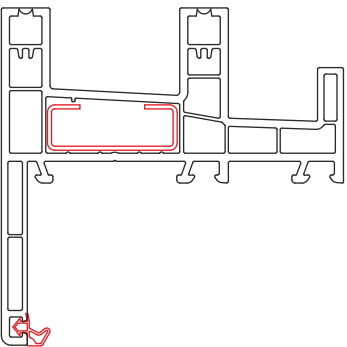
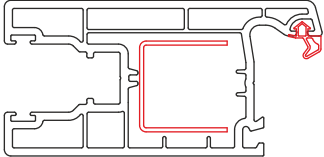
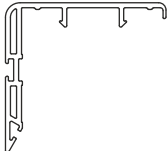
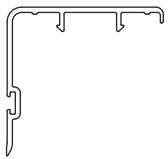
1. Common sash and door sash profiles are used in 75 and 70 mm sliding systems.
2. You only need to use 70 or 75 closing profiles suitable for the frame profile you will use.
3. You must use door sash profile for sizes higher than 1.8 meters.
4. For the door sash applications higher than 2.2 mt, you should use aluminum closing profile.

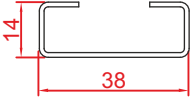
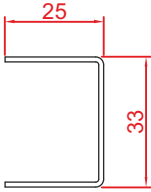
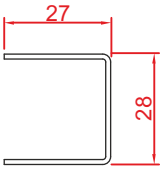
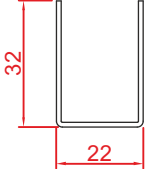
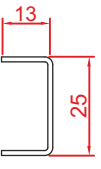
| Sliding Frame Profiles | Sash Profiles That Can Be Used | Closing Profiles That Can Be Used |
|---|---|--|
| <p>75 Sliding Frame</p>  | <p>Sliding Sash</p>  | <p>75 Sliding Sash Closing</p>  |
| <p>75 Sliding Frame With Architrave</p>  | | <p>75 Sliding Aluminium Sash Closing</p>  |
| <p>75 Sliding Fix Frame</p>  | <p>Sliding Door Sash</p>  | |
| <p>75 Sliding Fix Frame With Architrave</p>  | <p>75 Sliding Fix Frame Closing</p>  | |
| <p>75 Sliding Fix Frame Closing</p>  | | |

1. Common sash and door sash profiles are used in 75 and 70 mm sliding systems.
2. You only need to use 70 or 75 closing profiles suitable for the frame profile you will use.
3. You must use door sash profile for sizes higher than 1.8 meters.
4. For the door sash applications higher than 2.2 mt, you should use aluminum closing profile.

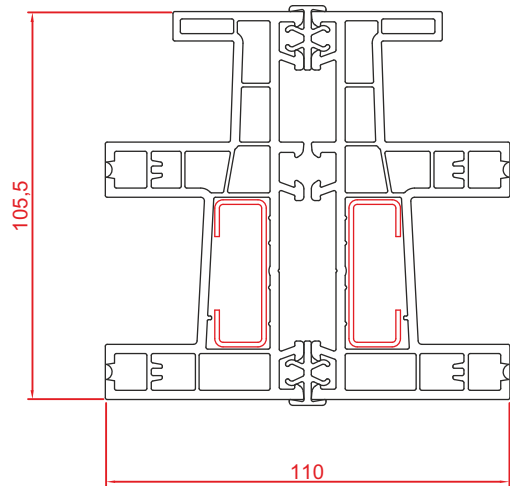
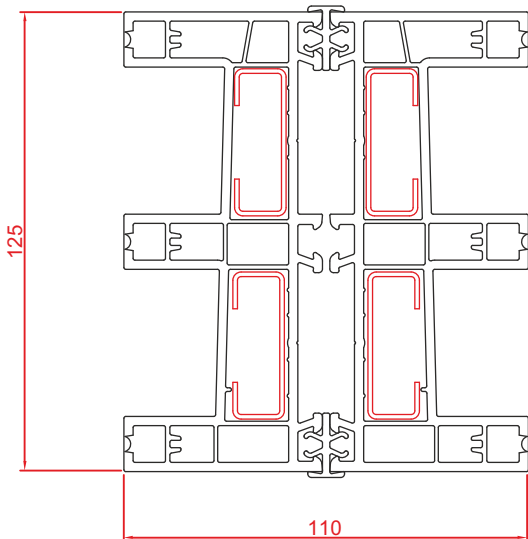
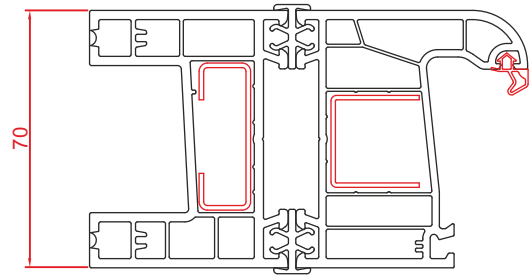
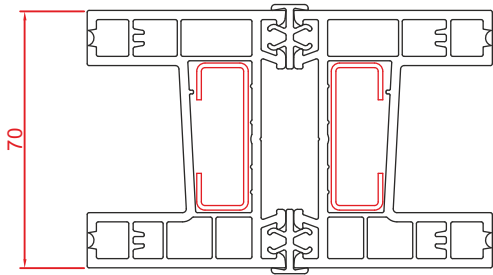
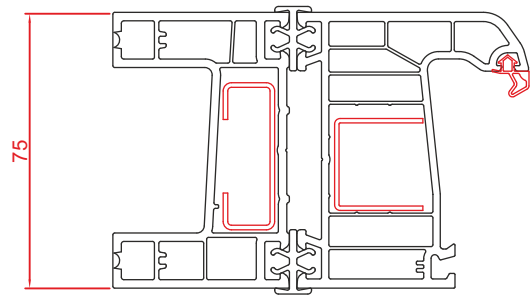
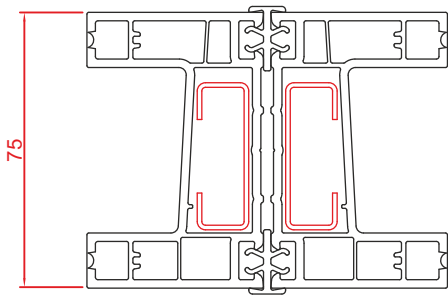
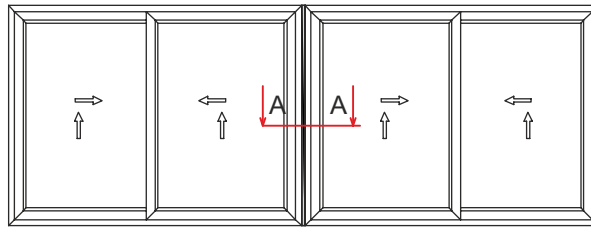
| Sliding Frame Profiles | Sash Profiles That Can Be Used | Closing Profiles That Can Be Used |
|---|---|---|
| <p>70 Sliding Frame</p>  | <p>Sliding Sash</p>  | <p>70 Sliding Sash Closing With Seal</p>  |
| <p>70 Sliding Frame With Architrave</p>  | | <p>70 Sliding Sash Closing</p>  |
| <p>70 Sliding Fix Frame</p>  | <p>Sliding Door Sash</p>  | <p>70 Sliding Aluminium Pullable Door Sash Closing</p>  |
| <p>70 Sliding Fix Frame With Architrave</p>  | | <p>70 Sürme Alm. Kanat Kapama</p>  |
| <p>Sliding Three Track Frame</p>  | | <p>70 Sliding Aluminium Door Sash Closing Profile</p>  <p>70 Sliding Door Sash Closing</p>  |

1. Common sash and door sash profiles are used in 75 and 70 mm sliding systems.
2. You only need to use 70 or 75 closing profiles suitable for the frame profile you will use.
3. You must use door sash profile for sizes higher than 1.8 meters.
4. For the door sash applications higher than 2.2 mt, you should use aluminum closing profile.

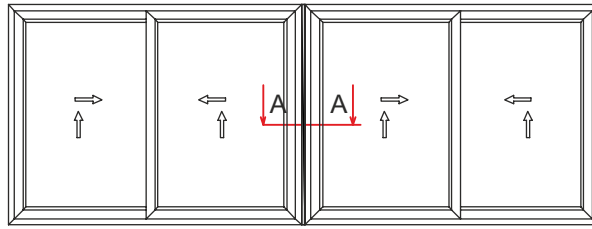
| Sliding Frame Profiles | Sash Profiles That Can Be Used | Closing Profiles That Can Be Used |
|---|--|---|
| <p>Sliding Frame With Fly Screen</p>  | <p>Sliding Sash</p>  | <p>70 Sliding Sash Closing With Seal</p>  <p>70 Sliding Sash Closing</p>  |
| <p>Sliding Frame With Inside Fly Screen & Architrave</p>  | |  <p>93,7</p> |
| <p>Sliding Frame With Inside Fly Screen & Architrave</p>  | | <p>70 Sliding Aluminium Pullable Door Sash Closing</p>  <p>54</p> <p>70 Sürme Alm. Kanat Kapama</p> |
| <p>Sliding Frame With Outside Fly Screen & 50 mm Architrave</p>  | <p>Sliding Door Sash</p>  | <p>70 Sliding Aluminium Door Sash Closing Profile</p>  <p>70 Sliding Door Sash Closing</p>  |

| Shape | Usage | Thickness | Inertia Values | |
|---|-----------------------------------|---------------------------|----------------------------|---------------------------|
|  | Sliding Frame | 1,2 mm | $I_x : 0,28 - I_y : 1,86$ | |
| | Sliding Frame With Architrave | 1,5 mm | $I_x : 0,33 - I_y : 2,26$ | |
| | Sliding Fix Frame | | | |
|  | Sliding Fix Frame with Architrave | 2 mm | $I_x : 0,40 - I_y : 2,88$ | |
| | Sliding Mullion- Frame | 1,2 mm | $I_x : 1,76 - I_y : 0,63$ | |
| | Sliding Three Track Frame | | | |
|  | Frames with Fly Screen | 1,5 mm | $I_x : 2,16 - I_y : 0,77$ | |
| | Sliding Sash | 2 mm | $I_x : 2,77 - I_y : 1,00$ | |
| | | Sliding Door Sash | 1,2 mm | $I_x : 1,30 - I_y : 0,73$ |
| 75 Sliding Vertical Mullion | 1,5 mm | $I_x : 1,59 - I_y : 0,90$ | | |
| | 2 mm | $I_x : 2,03 - I_y : 1,16$ | | |
|  | Sliding Mullion | 1,5 mm | $I_x : 1,32 - I_y : 1,09$ | |
| | | 2 mm | $I_x : 1,71 - I_y : 1,37$ | |
| | | 1,2 mm | $I_x : 1,07 - I_y : 0,90$ | |
|  | Sliding Fix Profiles | 1,5 mm | $I_x : 1,065 - I_y : 0,11$ | |
| | | 2 mm | $I_x : 0,82 - I_y : 0,14$ | |
| | | 1,2 mm | $I_x : 0,54 - I_y : 0,1$ | |

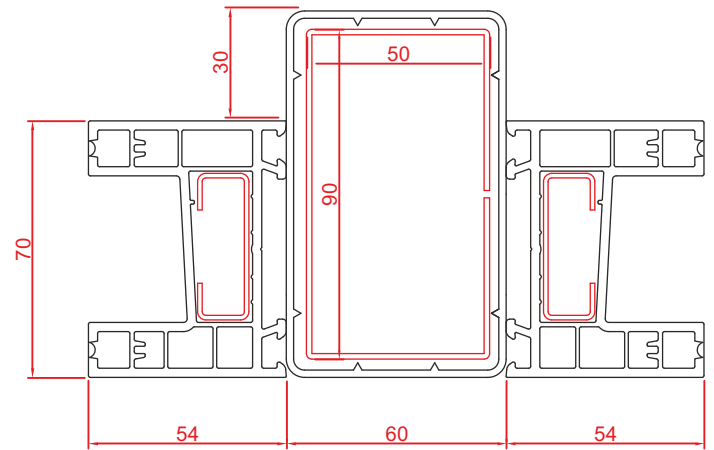
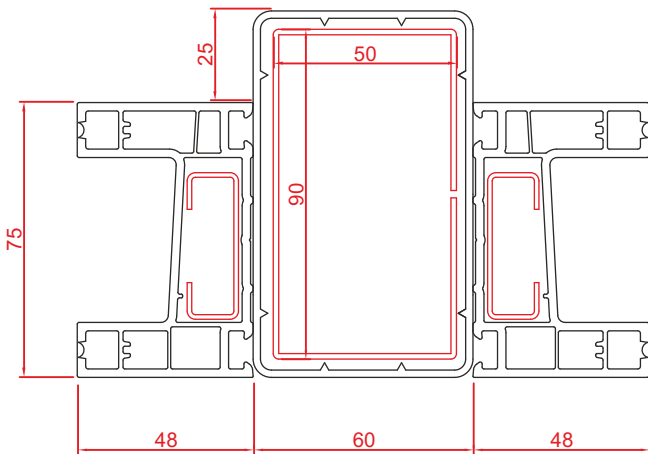
Coupling Profile Applications



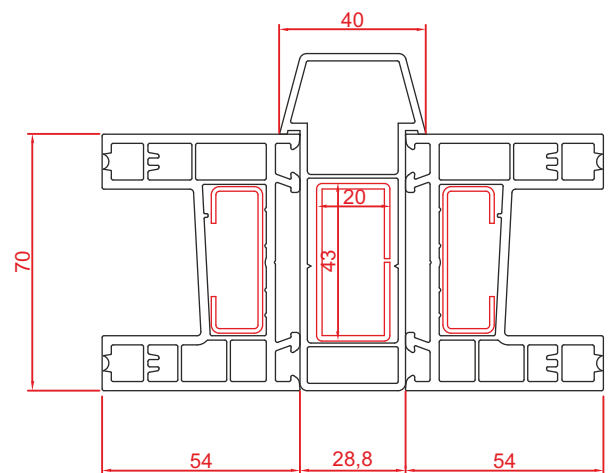
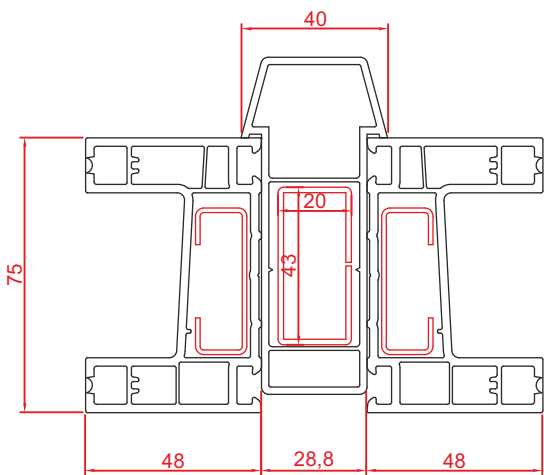
Griyaj Applications



60x100 Griyaj Applications

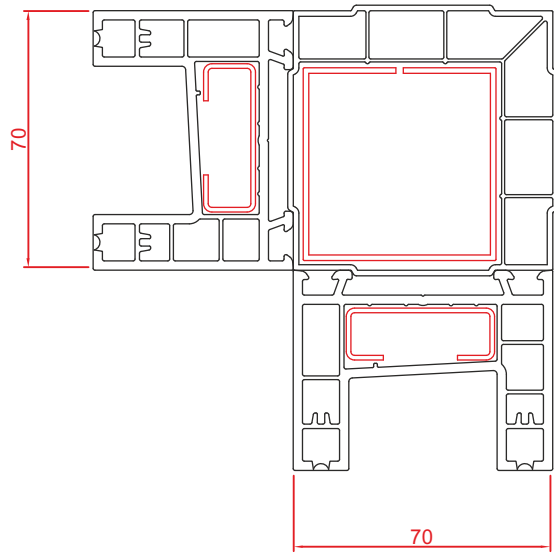
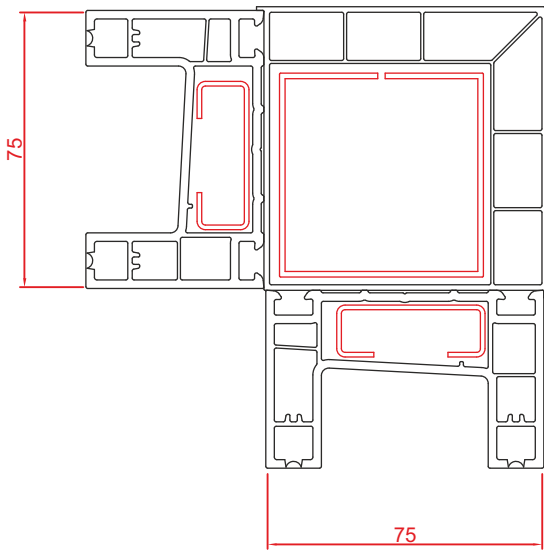
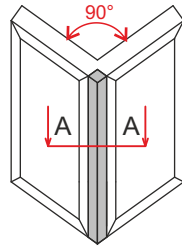


Midi Griyaj Applications

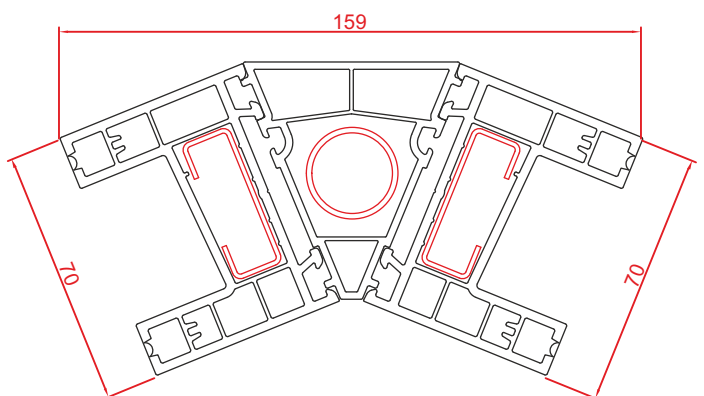
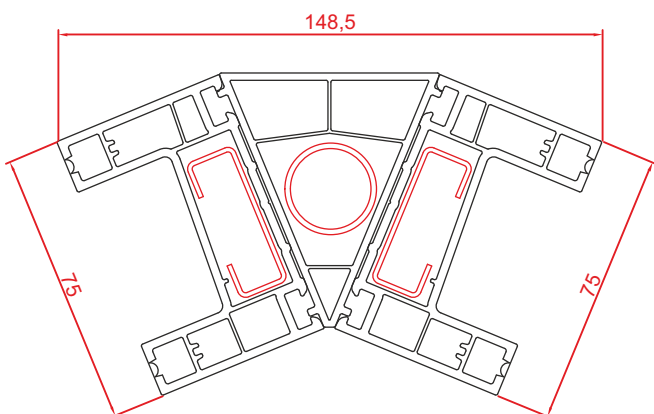
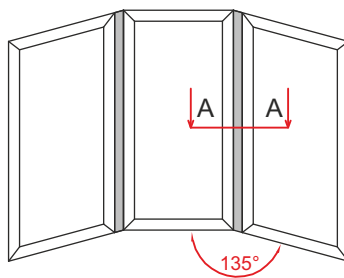


Angled Post Box Applications

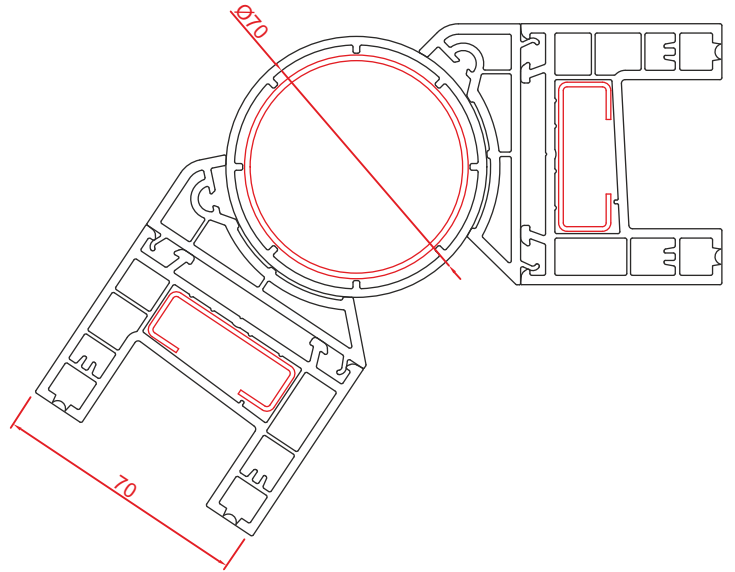
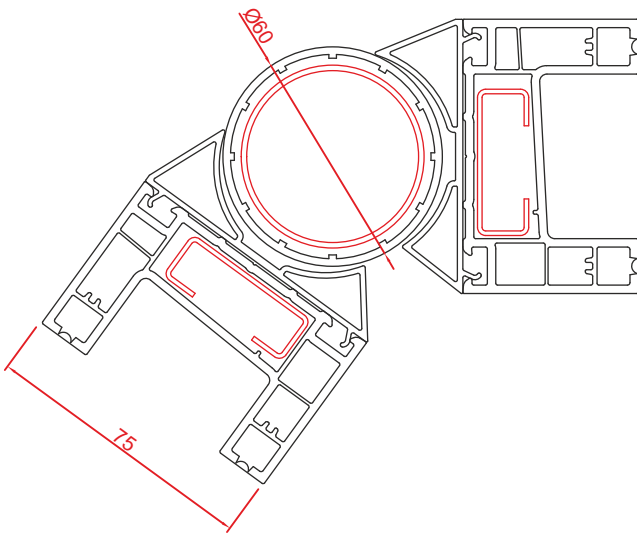
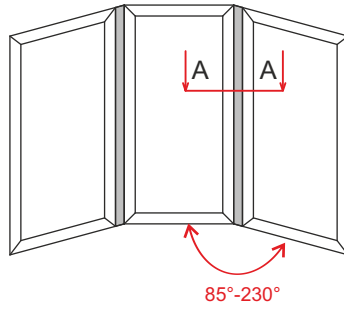
Angled Post 90° Box Profile Application



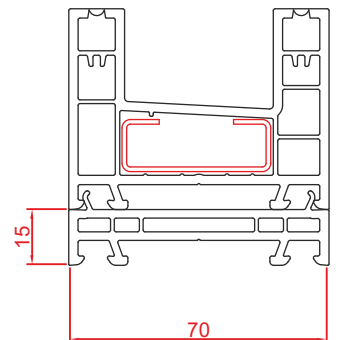
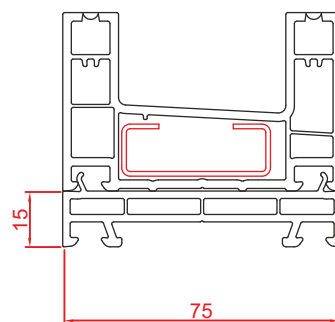
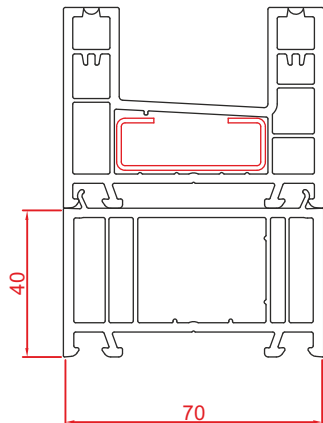
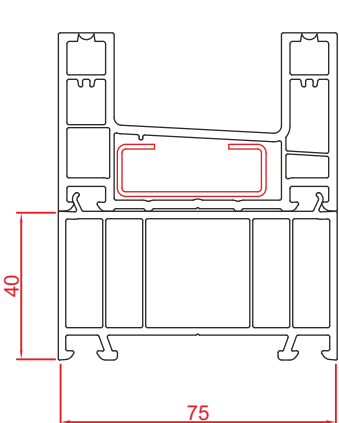
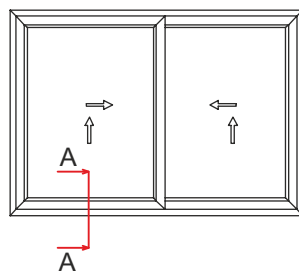
Angled Post 135° Box Profile Application

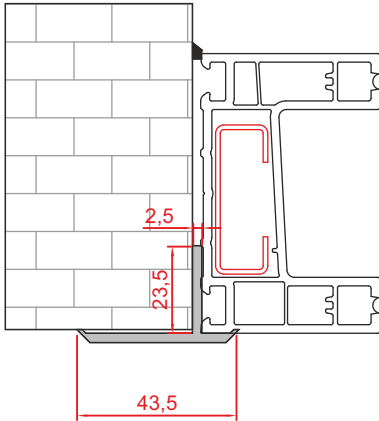


Angled Post Pipe And Adapting Profile Application

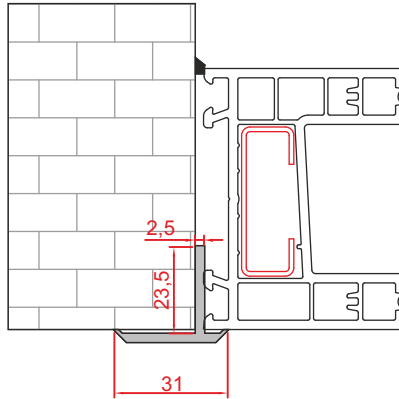


Frame Elevation Application

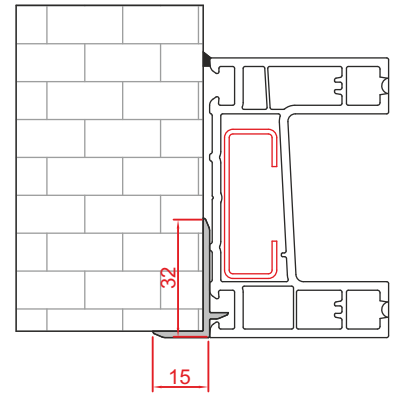




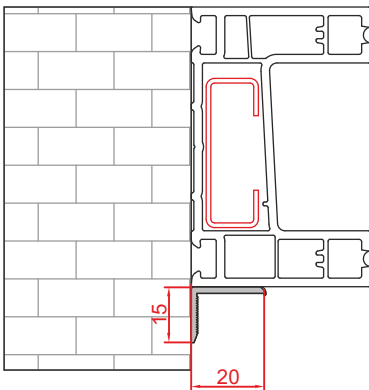
Wide Assymmetric T Application



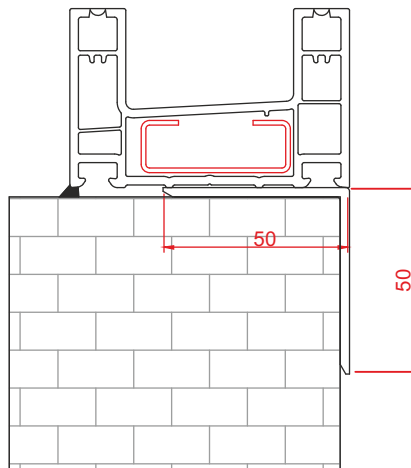
Narrow Assymmetric T Application



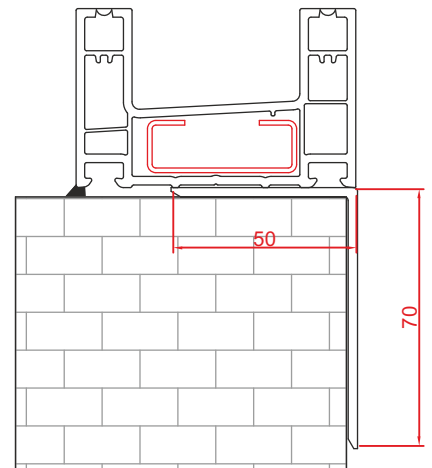
T Profile Application



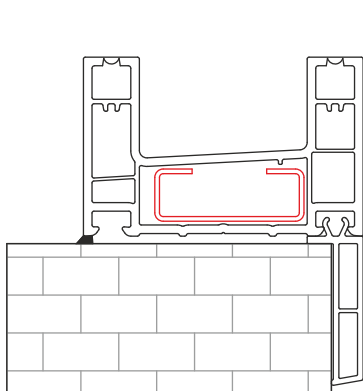
Cornerpiece Application



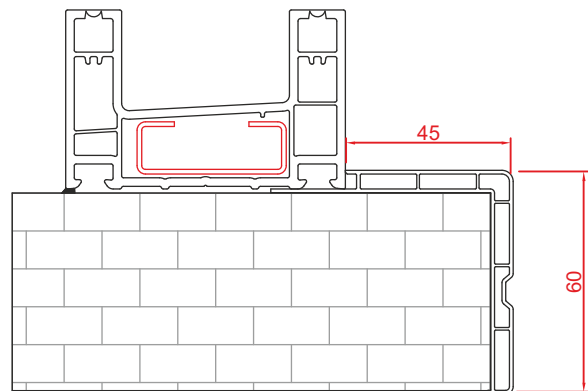
50x50 Lining Application



50x70 Lining Application



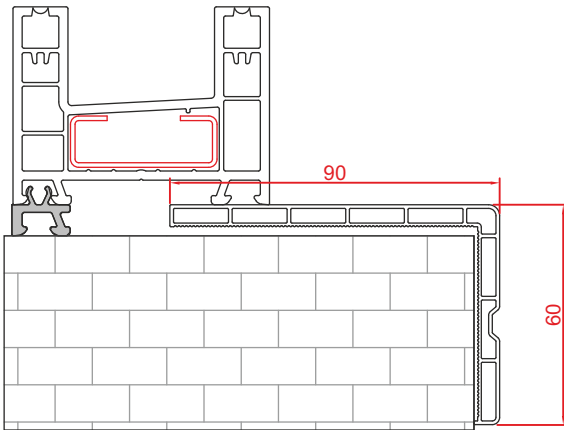
Zero Based Lining Application



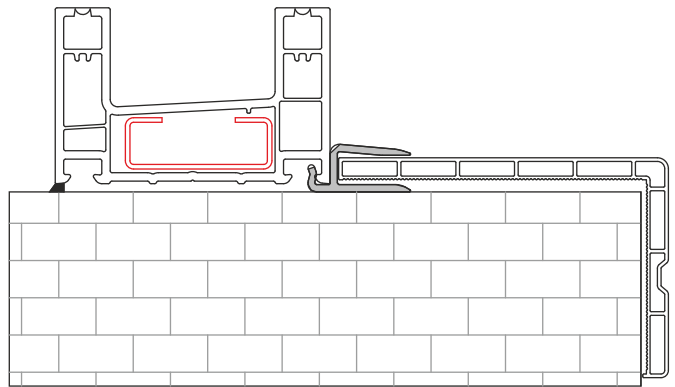
60x45 Lining Application

60 x 90 Lining Application

Lining Leaning Profile Application

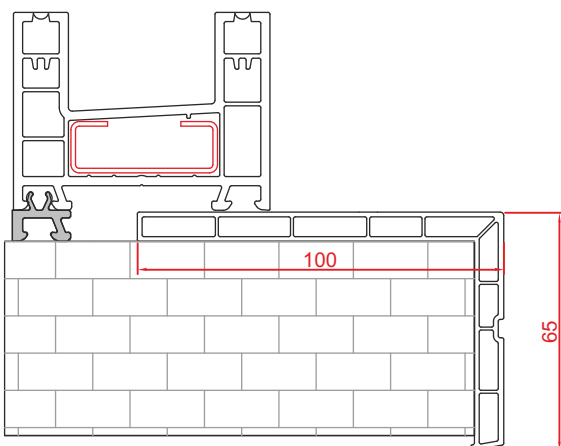


Lining Adapting Profile Application

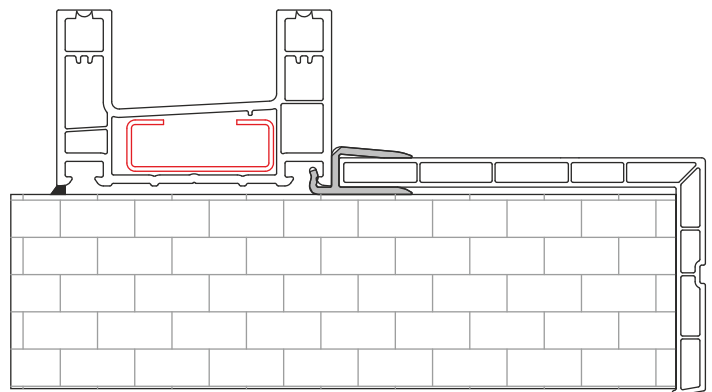


65 x 100 Lining Application

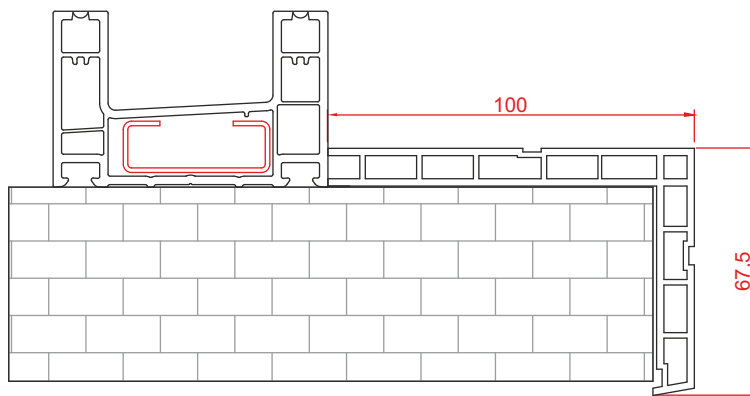
Lining Leaning Profile Application



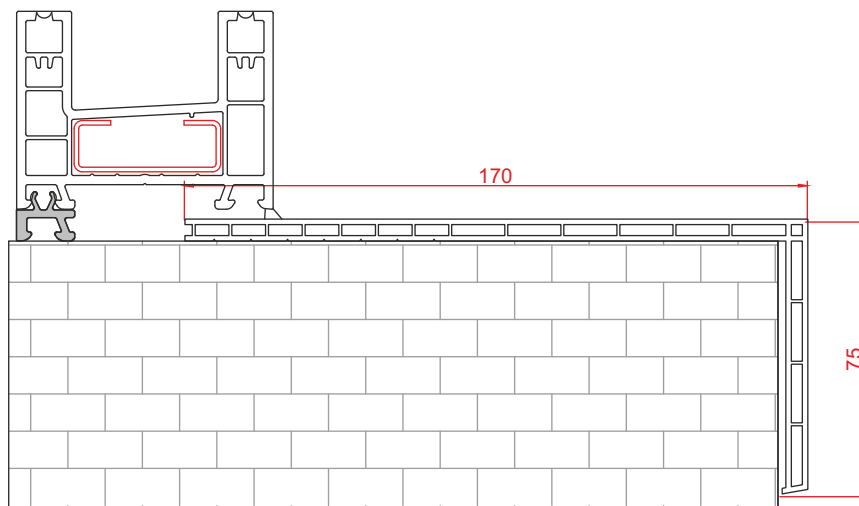
Lining Adapting Profile Application



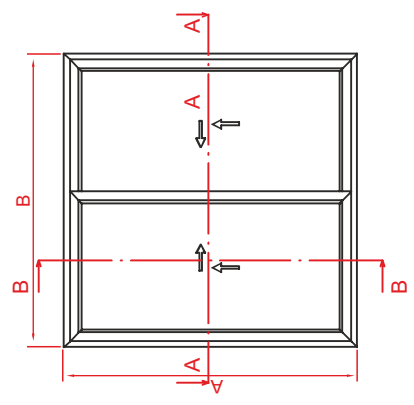
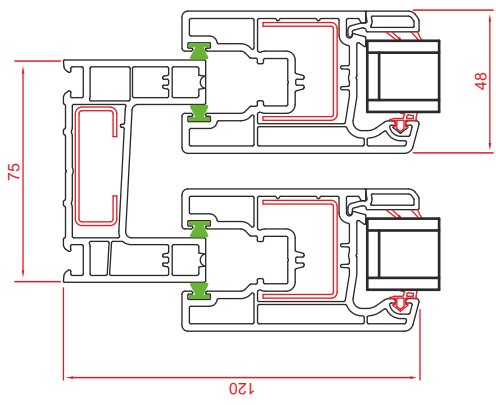
67,5 x 100 mm Lining Application



75 x 170 mm Lining Application



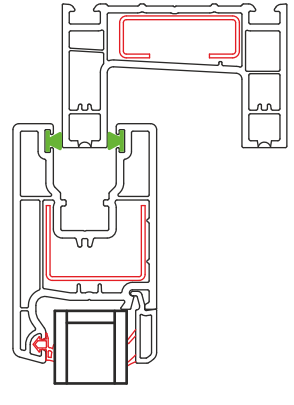
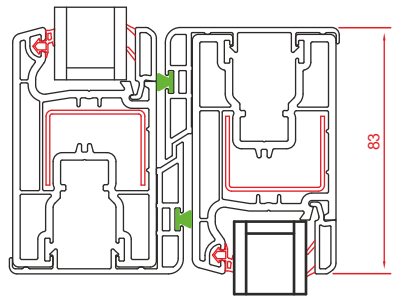
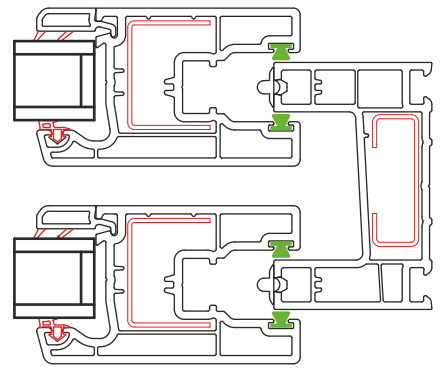
75 Sliding Frame Application



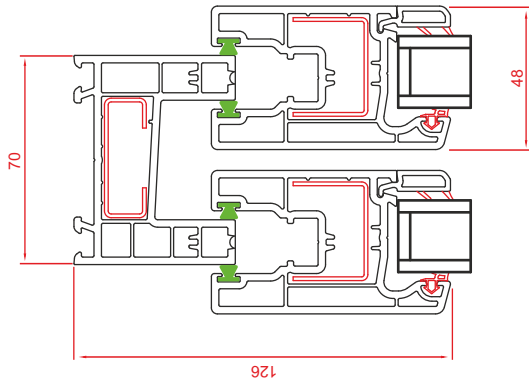
| Sash Cutting Measurement | Vertical | | Horizontal | |
|--------------------------|------------------|--------|------------------|--------|
| | Measurement (mm) | Pieces | Measurement (mm) | Pieces |
| | A-74 | 4 | $(B/2)+5$ | 4 |

B-B

A-A

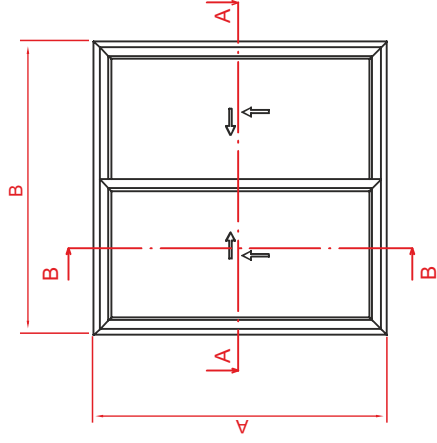


SLIDING SYSTEMS 70-75



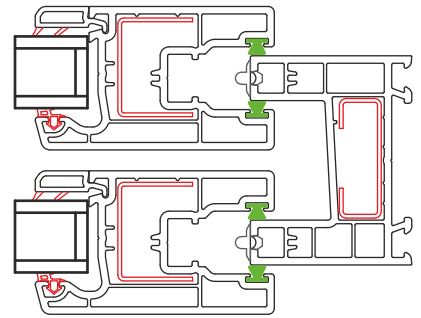
70 Sliding Frame Application

| Sash Cutting Measurement | Vertical | | Horizontal | |
|--------------------------|------------------|--------|------------------|--------|
| | Measurement (mm) | Pieces | Measurement (mm) | Pieces |
| | A-86 | 4 | (B/2) | 4 |

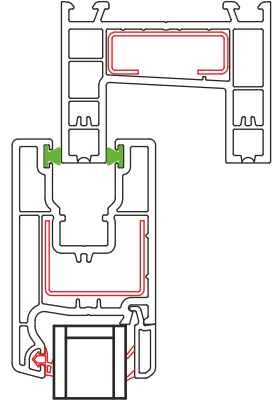
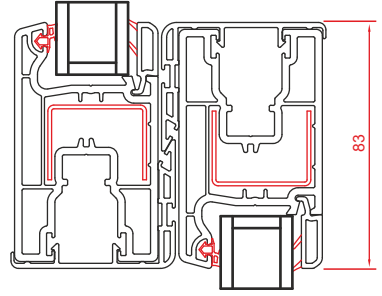
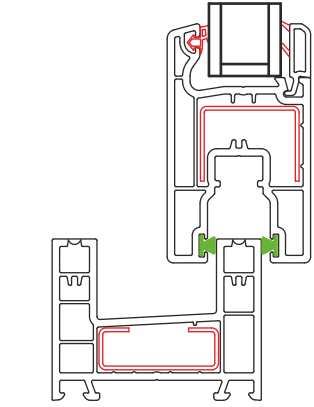


Window Sections

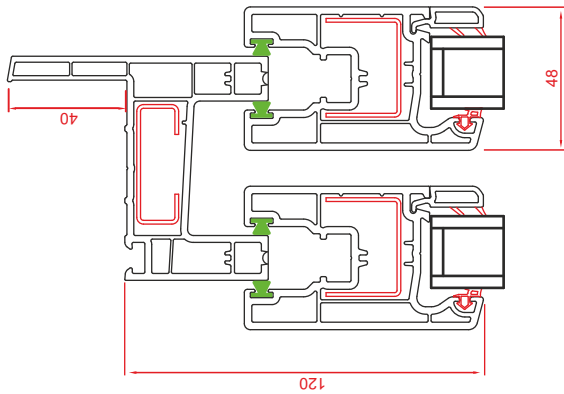
B-B



A-A

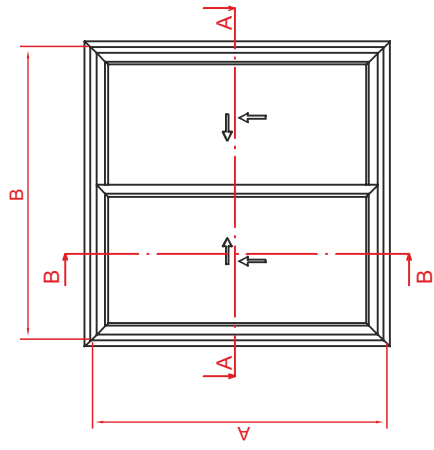


SLIDING SYSTEMS 70-75



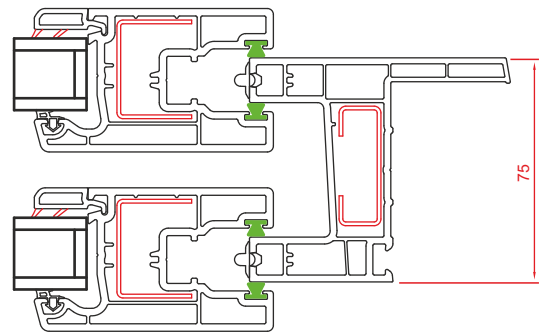
75 Sliding Frame With Architrave Application

| Sash Cutting Measurement | Vertical | | Horizontal | |
|--------------------------|------------------|--------|------------------|--------|
| | Measurement (mm) | Pieces | Measurement (mm) | Pieces |
| | A-74 | 4 | $(B/2)+5$ | 4 |

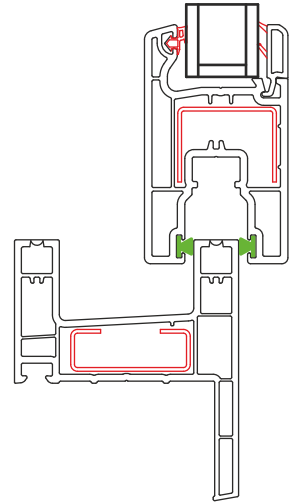
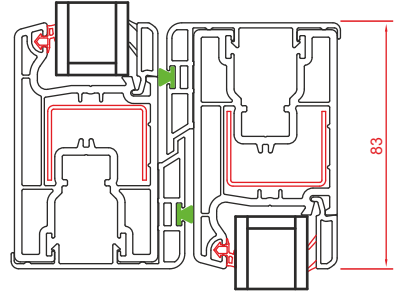


B-B

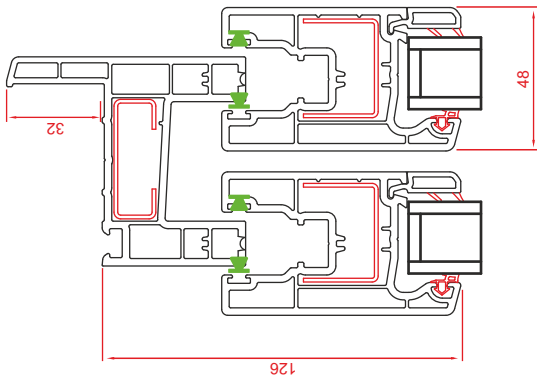
A and B measurements are external to external measurements of the frame, excluding the architrave.



A-A

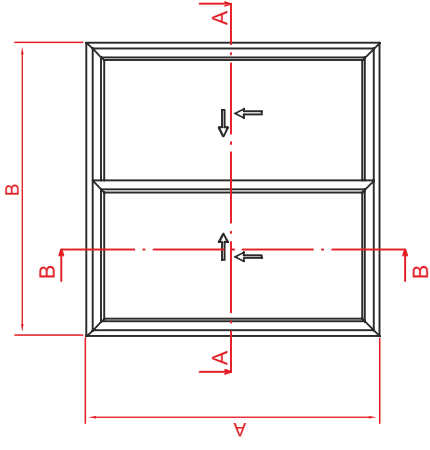


SLIDING SYSTEMS 70-75



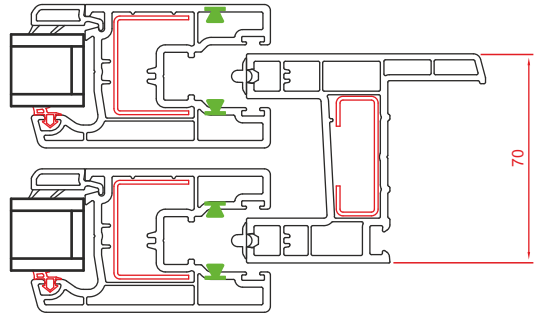
70 Sliding Frame With Architrave Application

| Sash Cutting Measurement | Vertical | | Horizontal | |
|--------------------------|------------------|--------|------------------|--------|
| | Measurement (mm) | Pieces | Measurement (mm) | Pieces |
| A-74 | | 4 | $(B/2)+5$ | 4 |

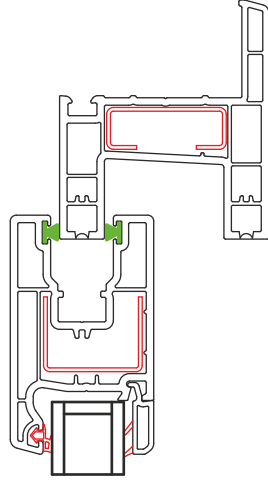
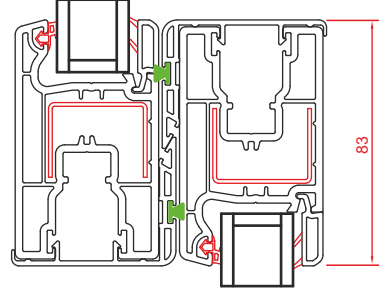
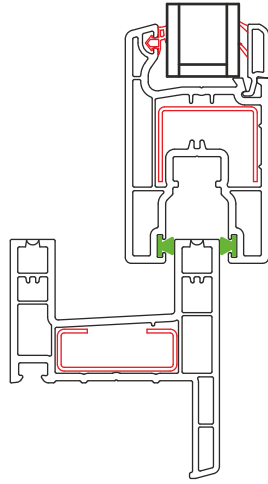


B-B

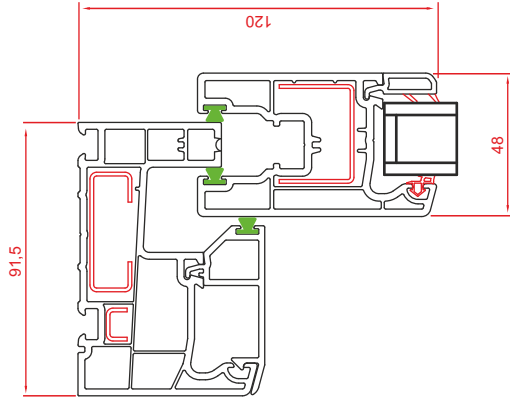
A and B measurements are external to external measurements of the frame, excluding the architrave.



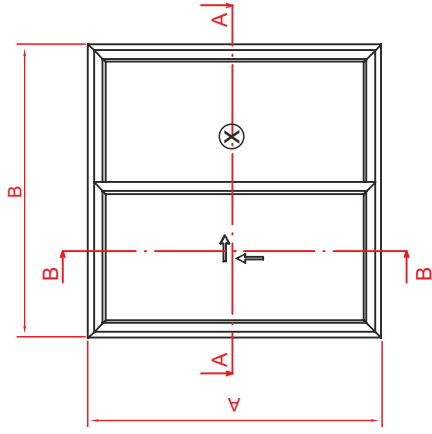
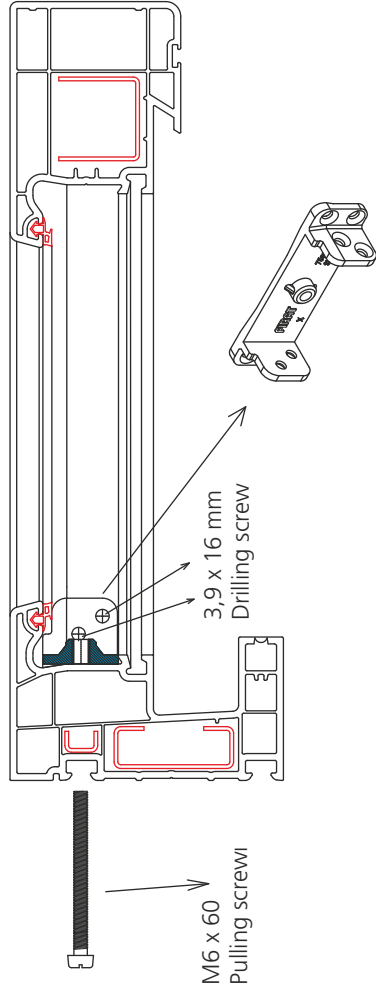
A-A



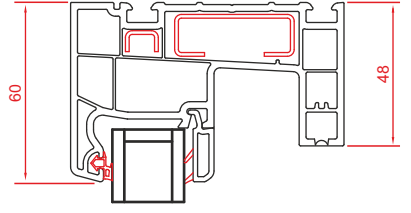
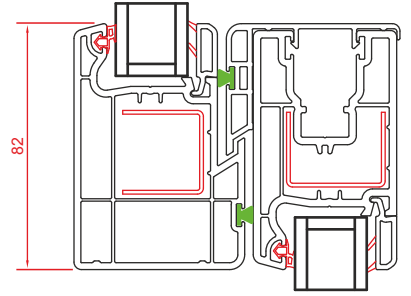
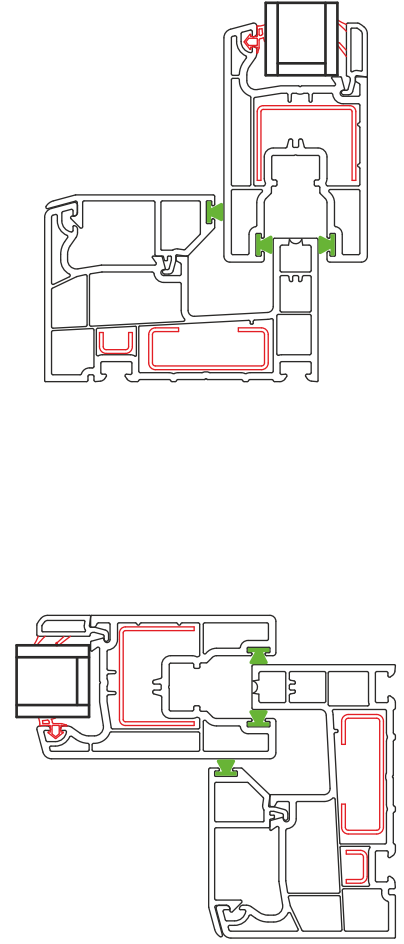
75 Sliding Fix Frame Application



| Sash Cutting Measurement | Vertical | | Horizontal | |
|--------------------------|------------------|--------|------------------|--------|
| | Measurement (mm) | Pieces | Measurement (mm) | Pieces |
| | A-74 | 2 | (B/2)+5 | 2 |



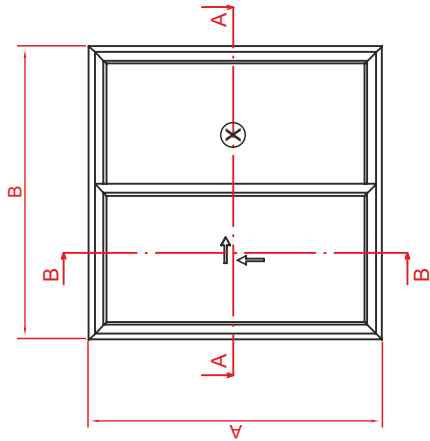
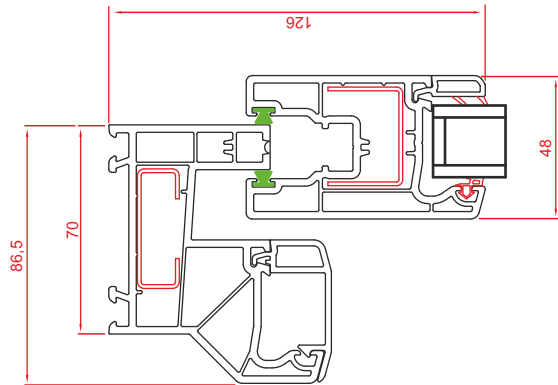
A-A



SLIDING SYSTEMS 70-75

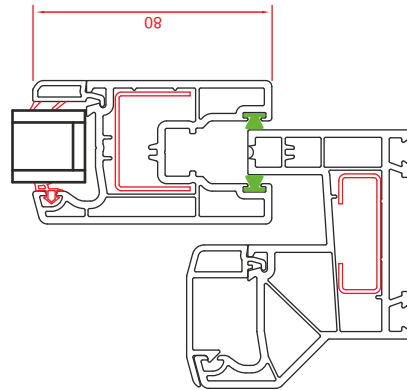
Window Sections

70 Sliding Fix Frame Application

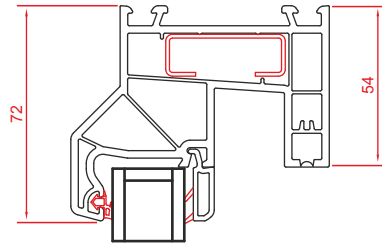
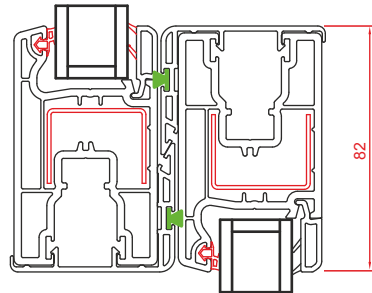


| Sash Cutting Measurement | Vertical | | Horizontal | |
|--------------------------|------------------|--------|------------------|--------|
| | Measurement (mm) | Pieces | Measurement (mm) | Pieces |
| A-86 | A-86 | 2 | (B/2) | 2 |

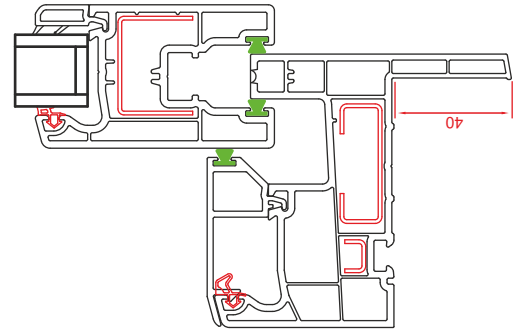
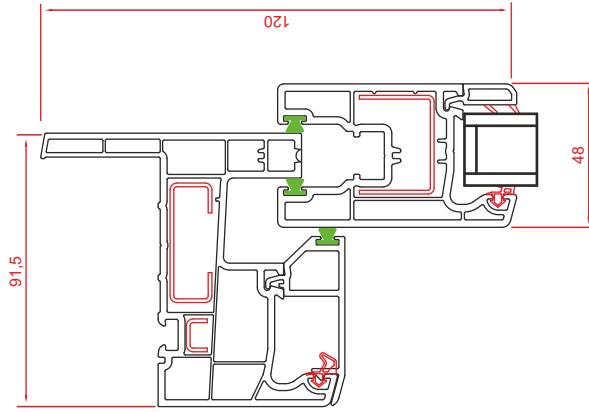
B-B



A-A

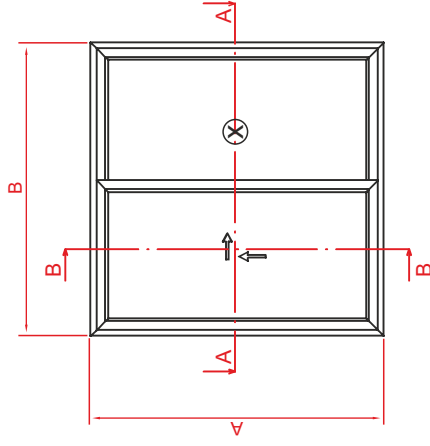


SLIDING SYSTEMS 70-75

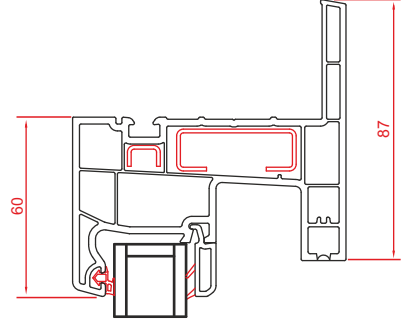
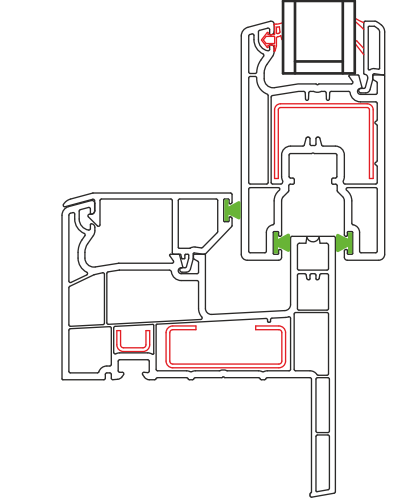
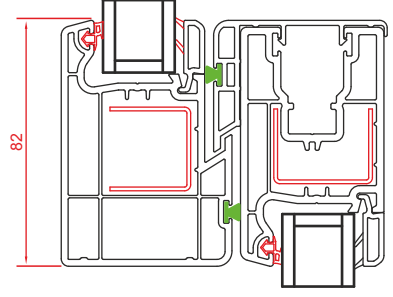


75 Sliding Fix Frame With Architrave Application

| Sash Cutting Measurement | Vertical | | Horizontal | |
|--------------------------|------------------|--------|------------------|--------|
| | Measurement (mm) | Pieces | Measurement (mm) | Pieces |
| A-74 | A-74 | 2 | $(B/2)+5$ | 2 |

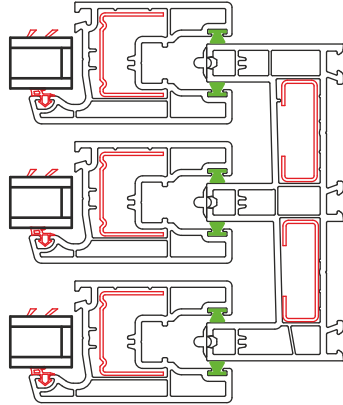
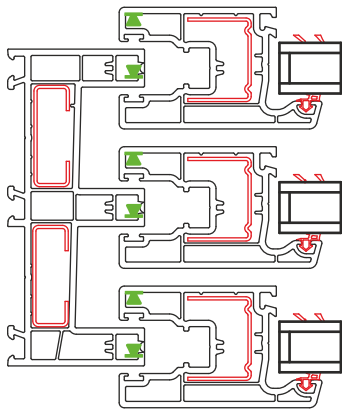


A and B measurements are external to external measurements of the frame, excluding the architrave.

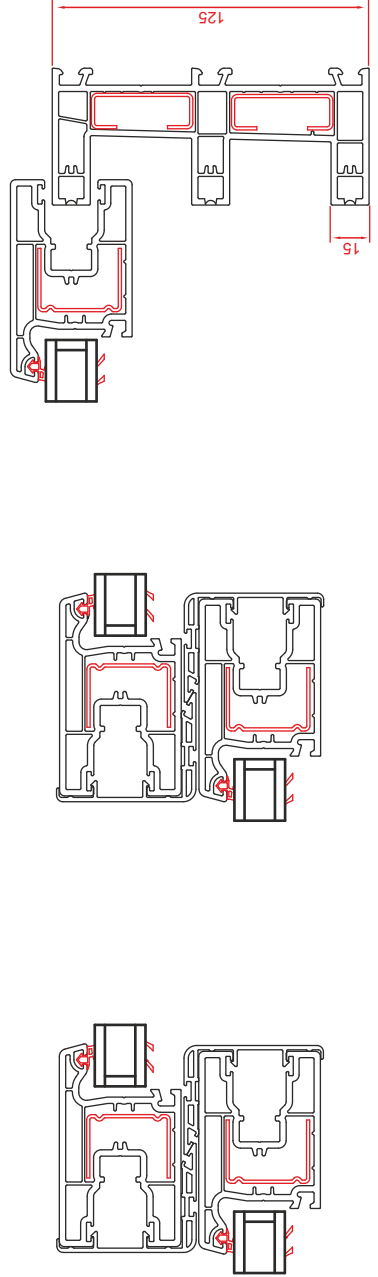
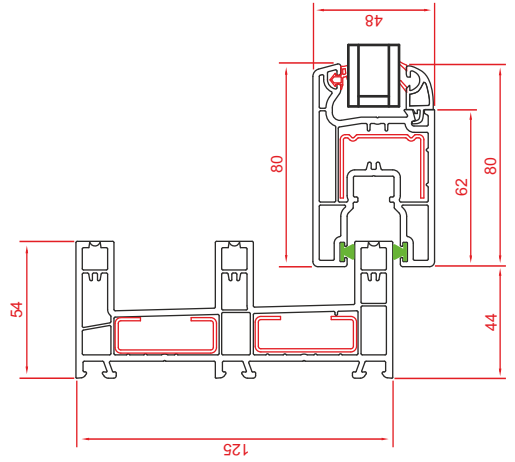
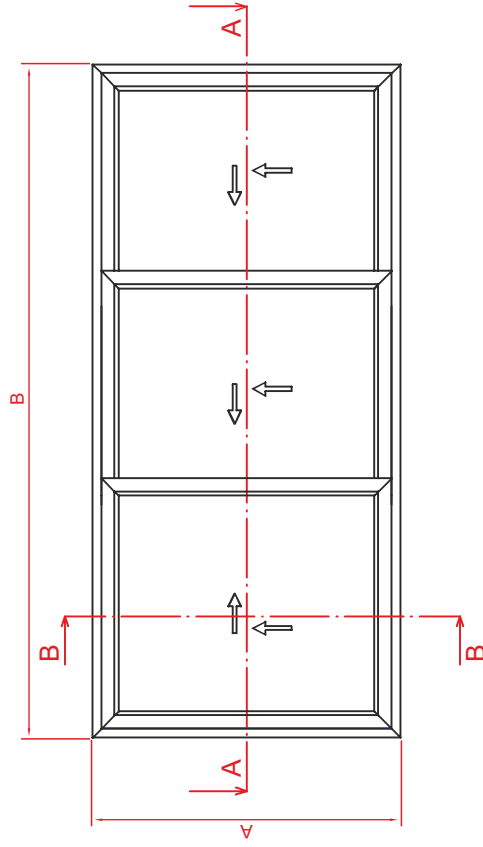


Window Sections

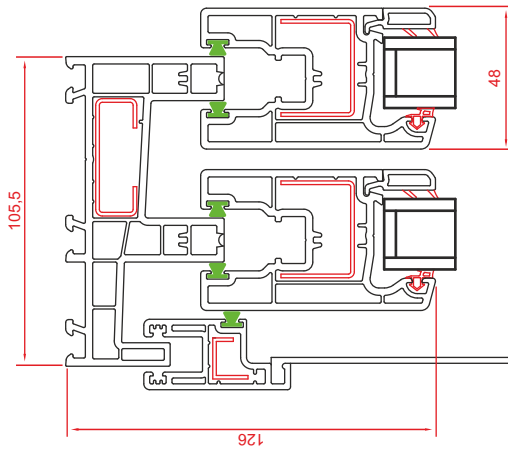
Sliding Three Track Frame Application



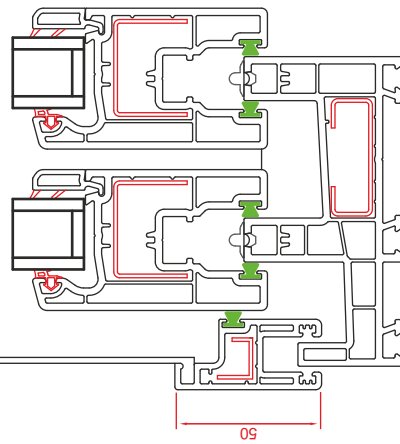
| | | | | |
|--------------------------|---------------------------|--------|-----------------------------|--------|
| Sash Cutting Measurement | Vertical Measurement (mm) | Pieces | Horizontal Measurement (mm) | Pieces |
| | A-86 | 2 | (B/3)+28 | 6 |



SLIDING SYSTEMS 70-75

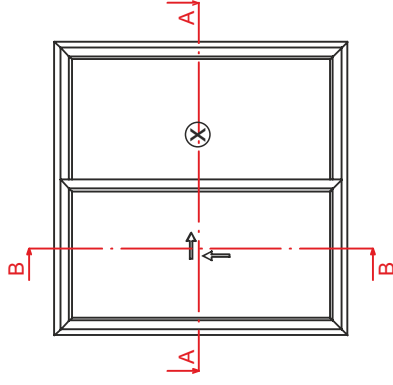


B-B



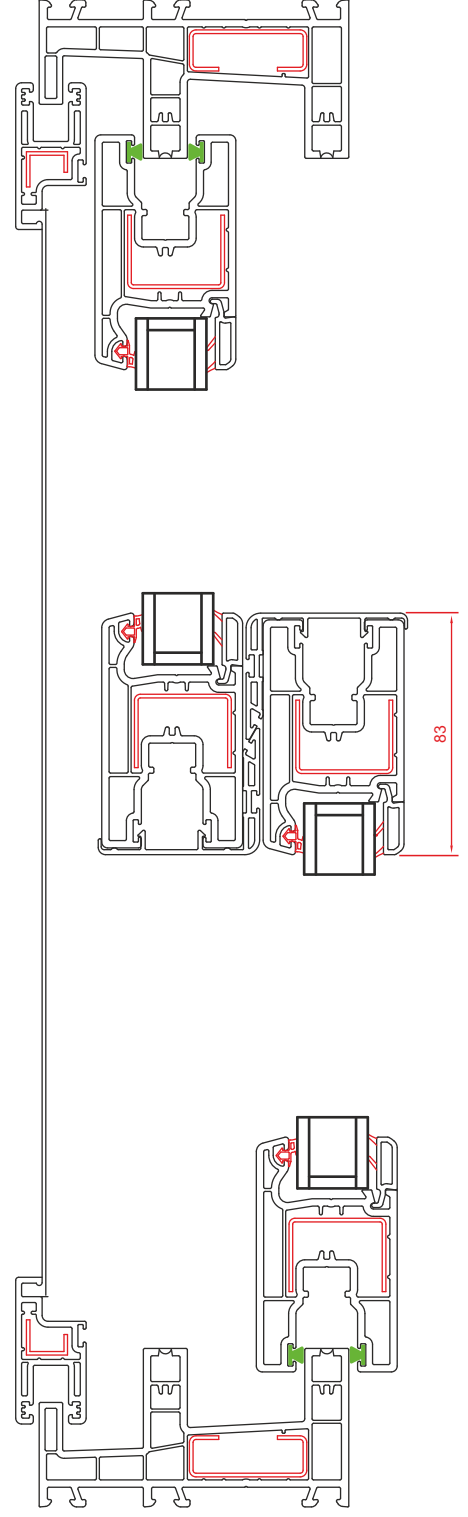
Window Sections

Sliding Frame With Fly Screen Application



| Sash Cutting Measurement | Vertical | | Horizontal | |
|--------------------------|------------------|--------|------------------|--------|
| | Measurement (mm) | Pieces | Measurement (mm) | Pieces |
| | A-86 | 4 | B/2 | 4 |

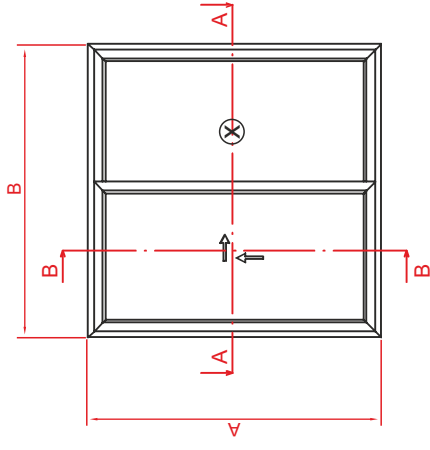
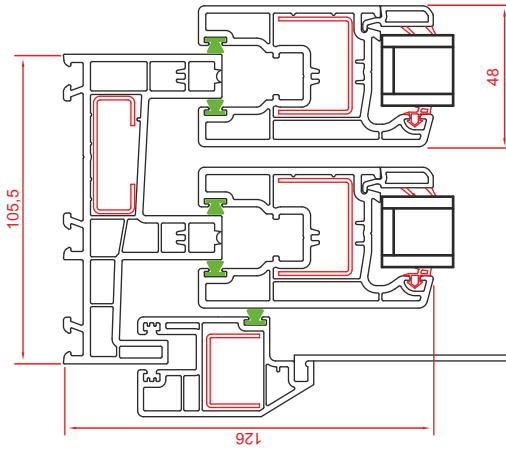
A-A



SLIDING SYSTEMS 70-75

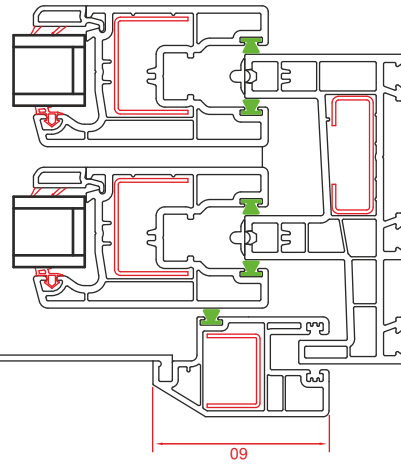
Window Sections

Sliding Big Fly Screen Sash And Fly Screen Mullion Application

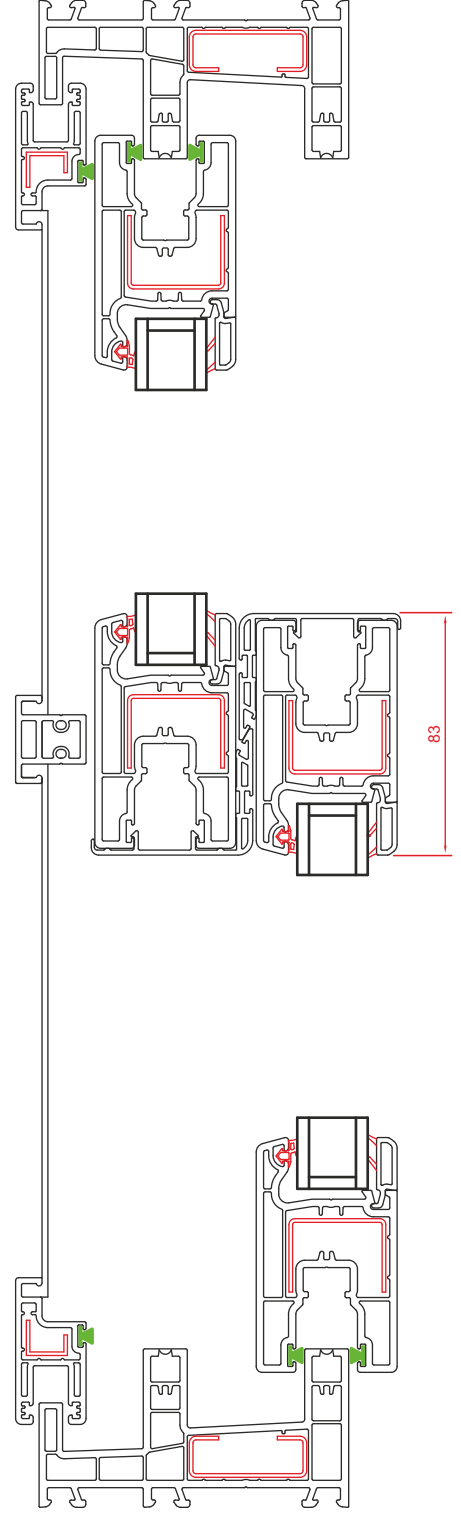


| Sash Cutting Measurement | Vertical | | Horizontal | |
|--------------------------|------------------|--------|------------------|--------|
| | Measurement (mm) | Pieces | Measurement (mm) | Pieces |
| | A-86 | 4 | B/2 | 4 |

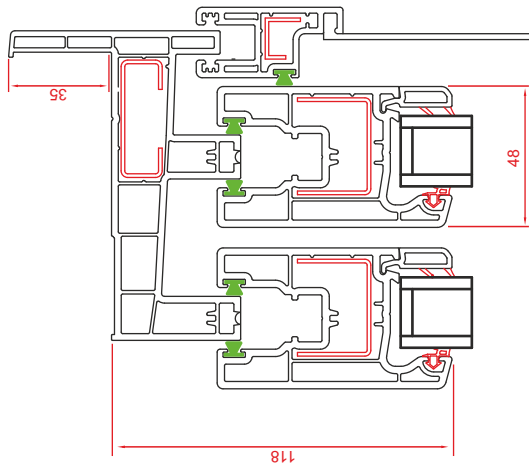
B-B



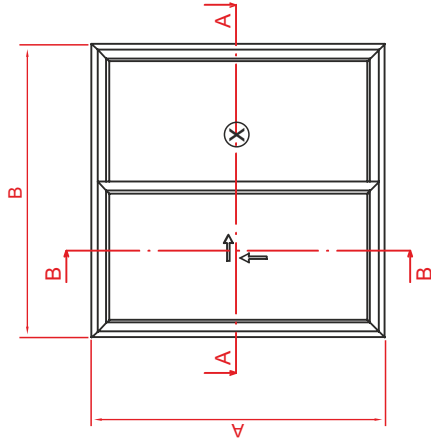
A-A



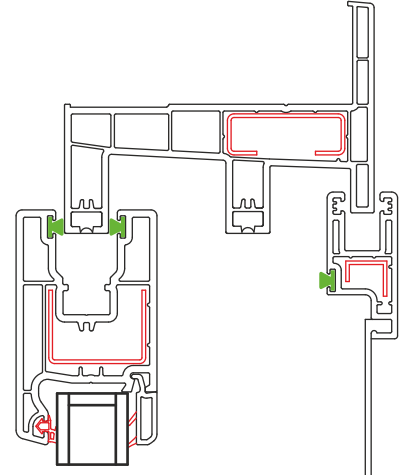
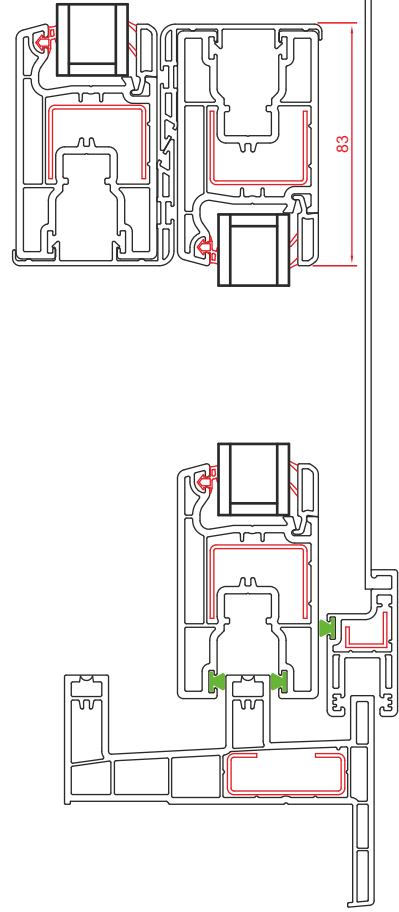
Sliding Frame With Inside Fly Screen & Architrave Application



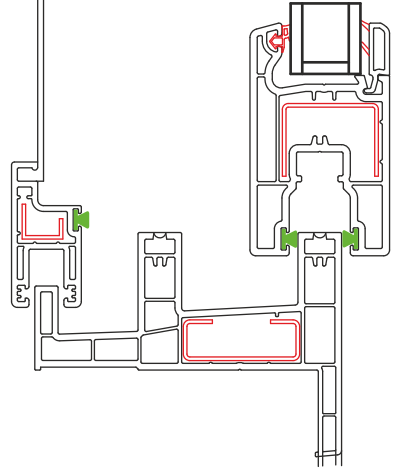
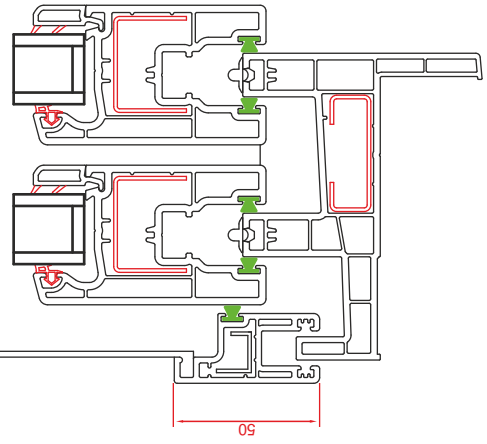
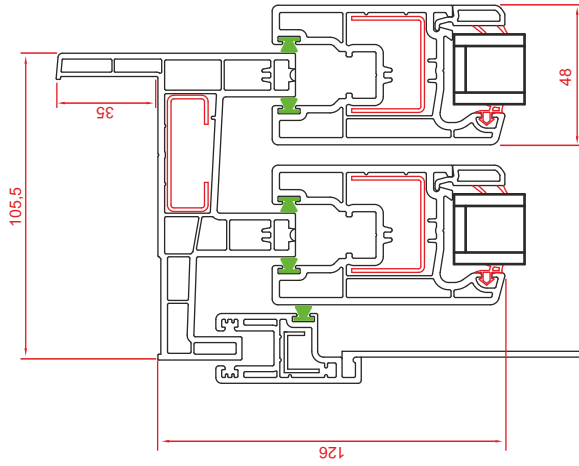
| Sash Cutting Measurement | Vertical | | Horizontal | |
|--------------------------|------------------|--------|------------------|--------|
| | Measurement (mm) | Pieces | Measurement (mm) | Pieces |
| A-66 | A-66 | 4 | $(B/2)+8$ | 4 |



A and B measurements are external to external measurements of the frame, excluding the architrave.

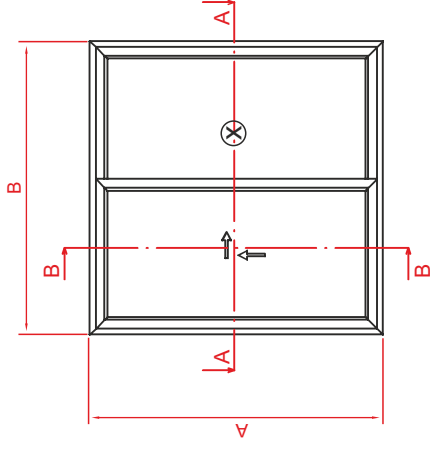


SLIDING SYSTEMS 70-75



Sliding Frame With Outside Fly Screen & Architrave Application

| Sash Cutting Measurement | Vertical | | Horizontal | |
|--------------------------|------------------|--------|------------------|--------|
| | Measurement (mm) | Pieces | Measurement (mm) | Pieces |
| A-72 | A-72 | 4 | $(B/2)+6$ | 4 |

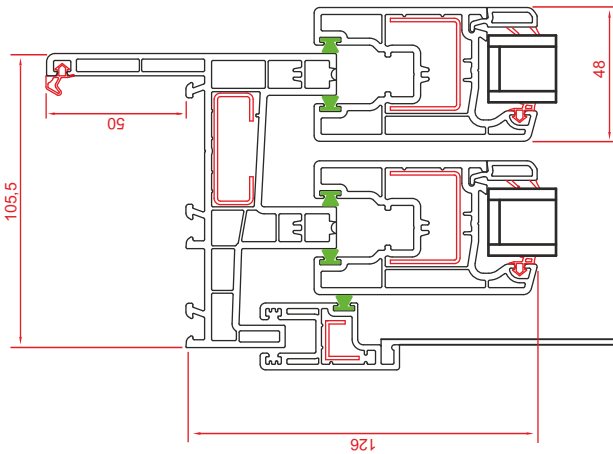


A and B measurements are external to external measurements of the frame, excluding the architrave.

Window Sections

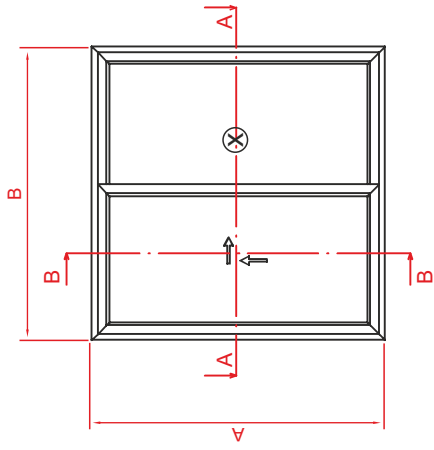
SLIDING SYSTEMS 70-75

Window Sections



Sliding Frame With Outside Fly Screen & 50 mm Architrave Application

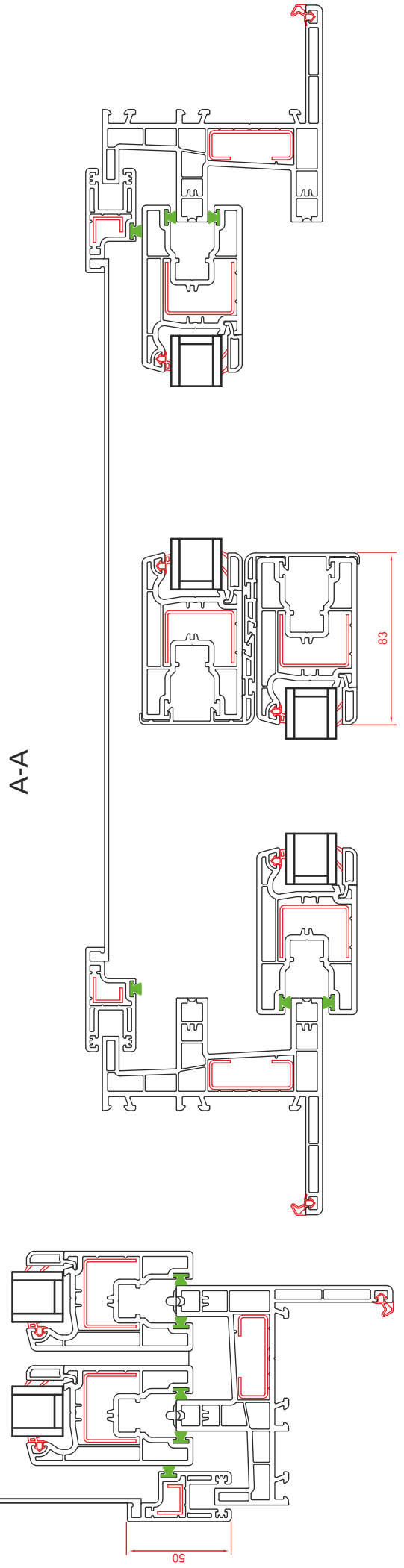
| Sash Cutting Measurement | Vertical | | Horizontal | |
|--------------------------|------------------|--------|------------------|--------|
| | Measurement (mm) | Pieces | Measurement (mm) | Pieces |
| A-86 | A-86 | 4 | (B/2) | 4 |



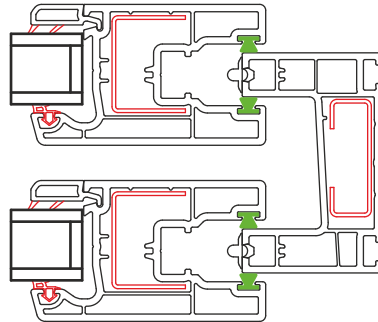
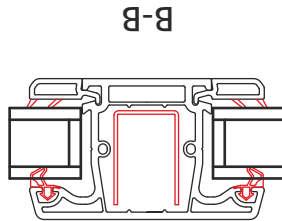
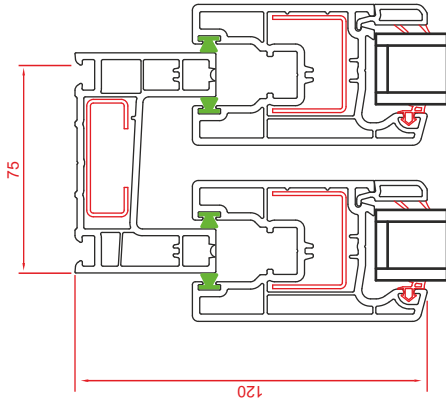
A and B measurements are external to external measurements of the frame, excluding the architrave.

B-B

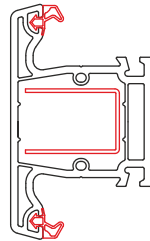
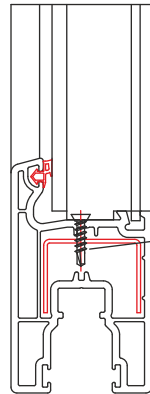
A-A



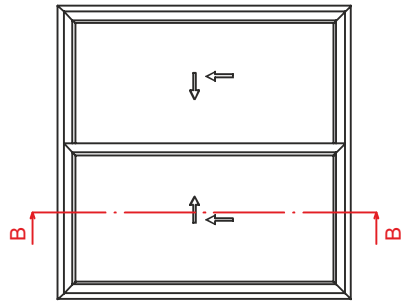
SLIDING SYSTEMS 70-75



Mullion Profile Application

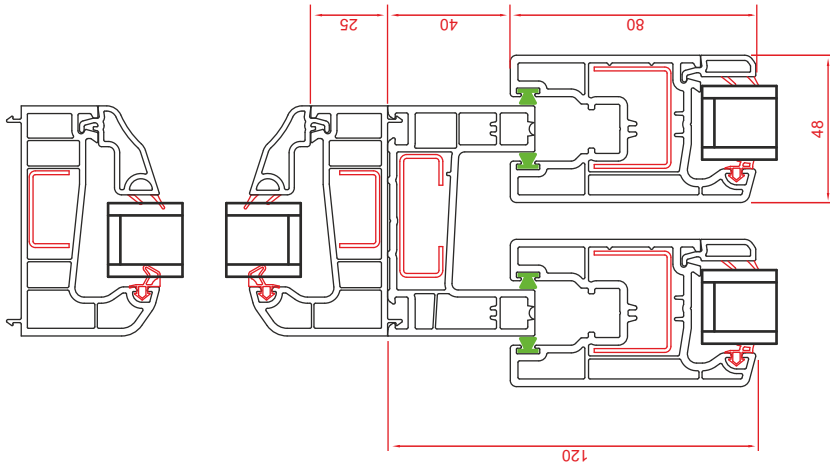


Window Sections

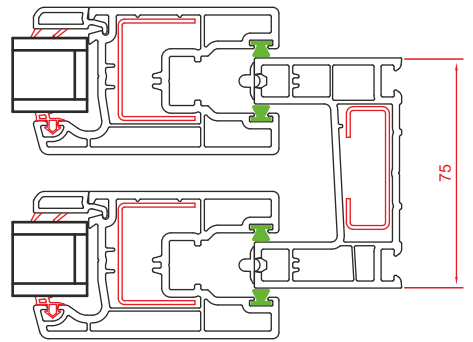


With the screw holes in the mullion profile, it may be combined with the sash without the connector.

SLIDING SYSTEMS 70-75

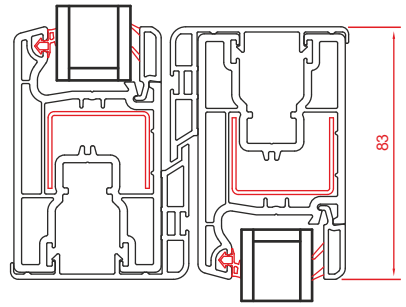
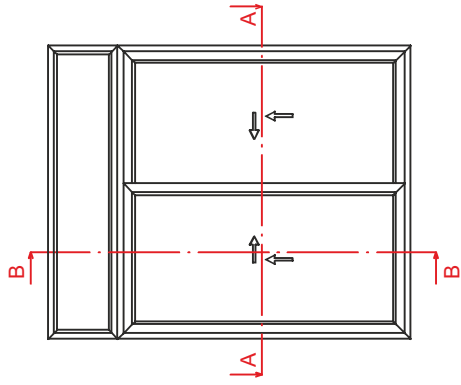


B-B

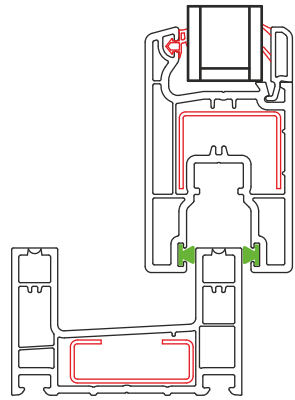


75 Sliding Fix Profile Application

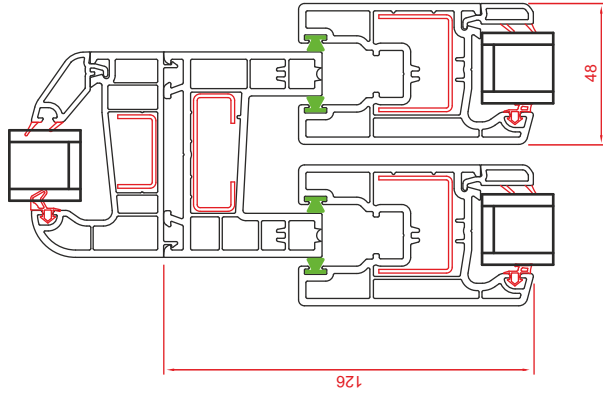
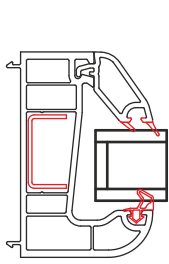
Window Sections



A-A



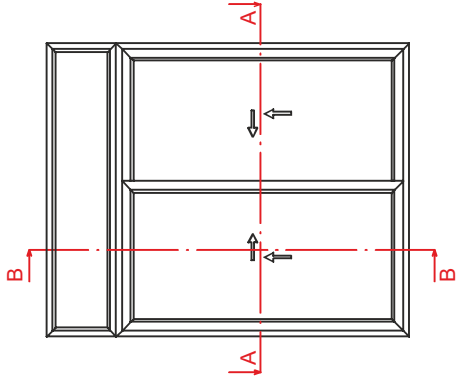
SLIDING SYSTEMS 70-75



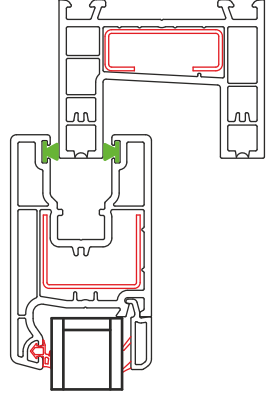
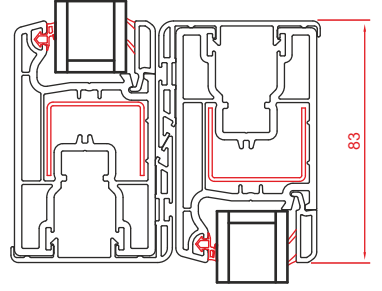
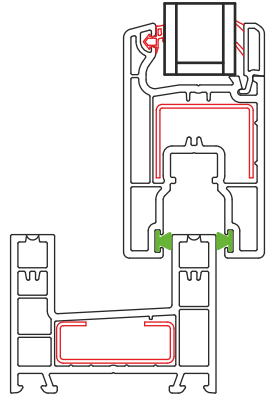
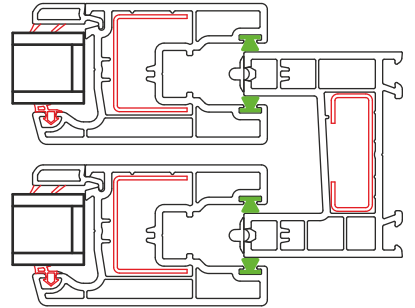
B-B

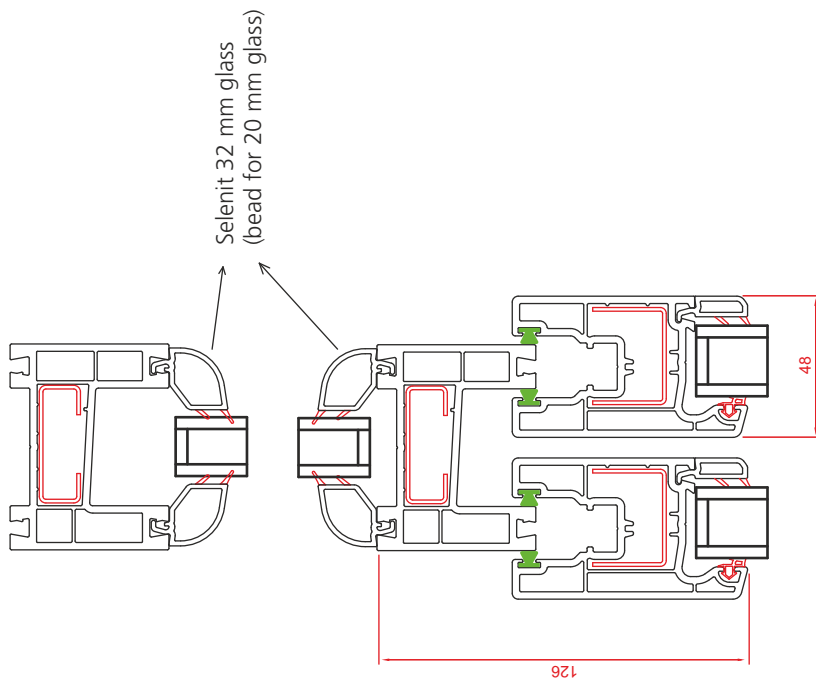
Window Sections

70 Sliding Fix Profile Application

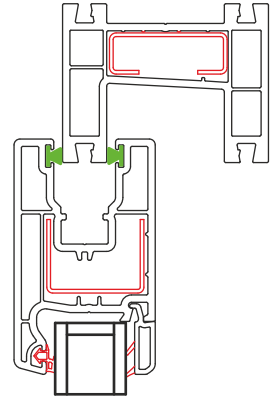
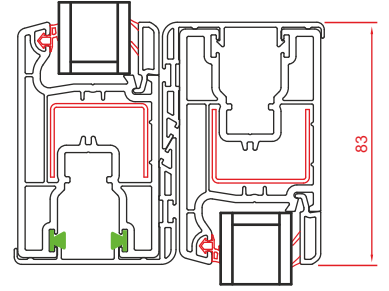
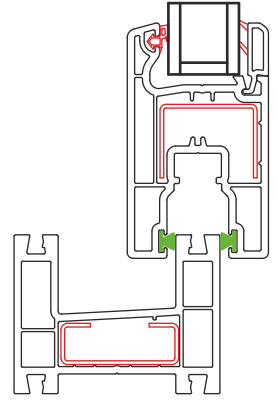
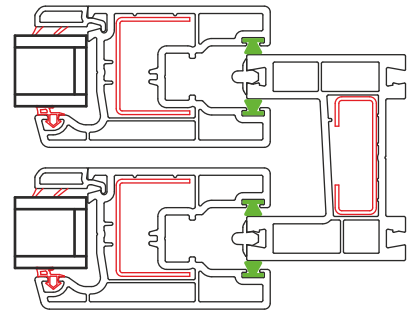
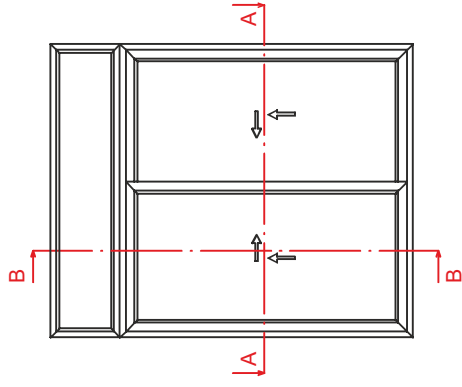


A-A





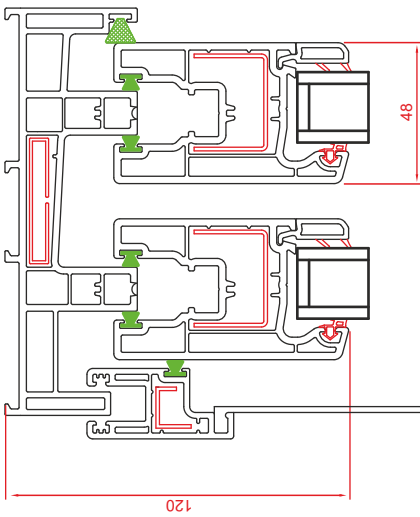
70 Sliding Mullion-Frame Application



SLIDING SYSTEMS 70-75

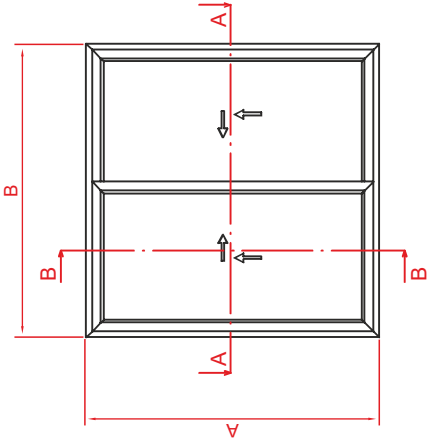
Window Sections

75 Sliding Insulated Frame Application

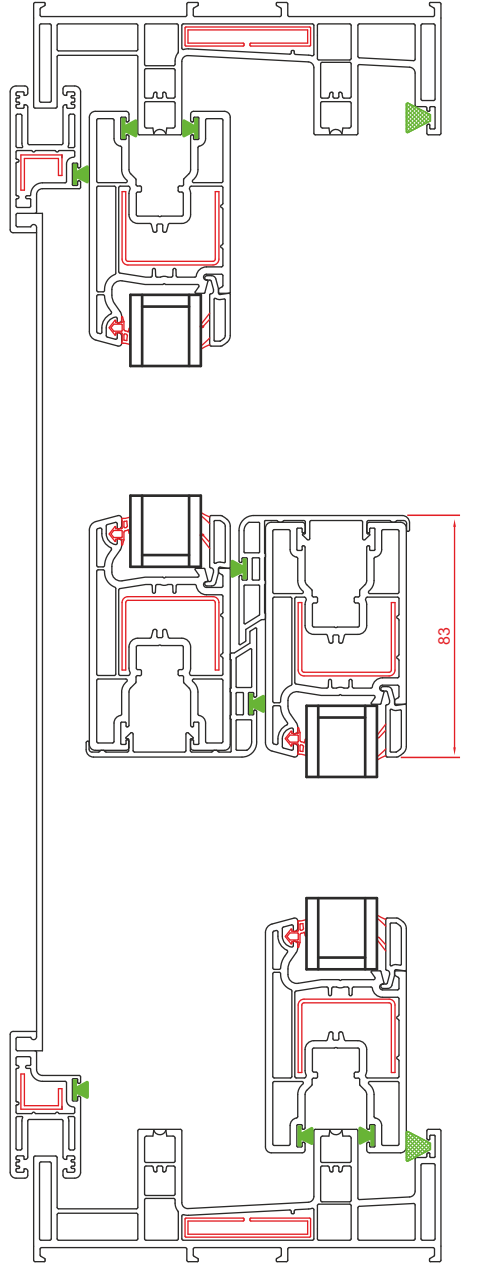


B-B

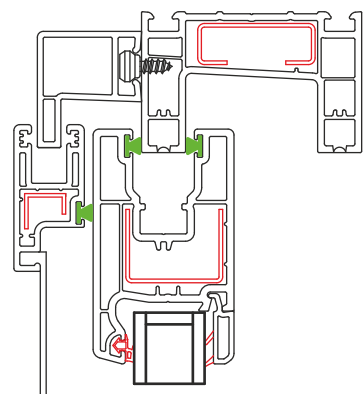
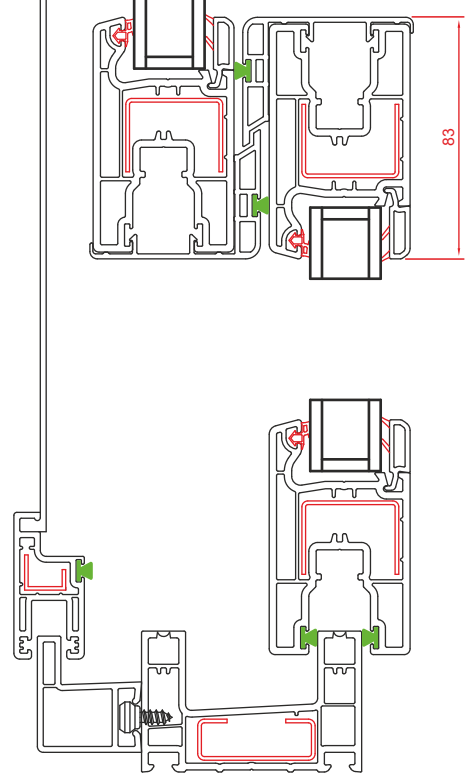
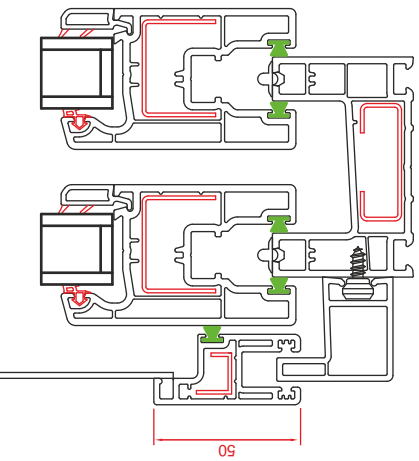
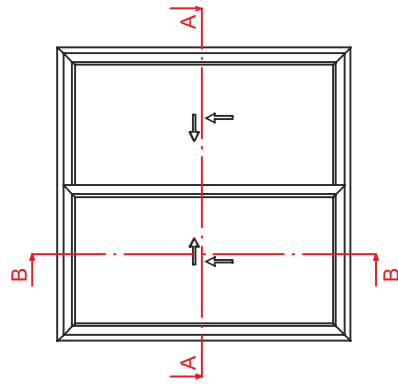
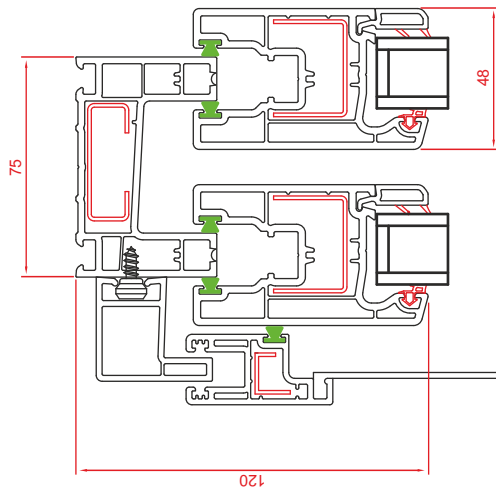
| Sash Cutting Measurement | Vertical | | Horizontal | |
|--------------------------|------------------|--------|------------------|--------|
| | Measurement (mm) | Pieces | Measurement (mm) | Pieces |
| | A-68 | 4 | $(B/2)+8$ | 4 |



A-A



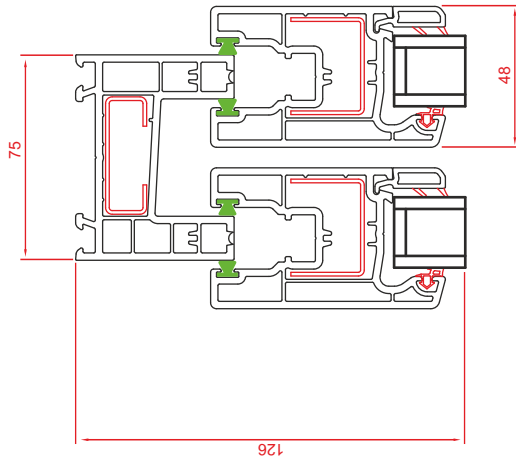
Fly Screen Frame Application



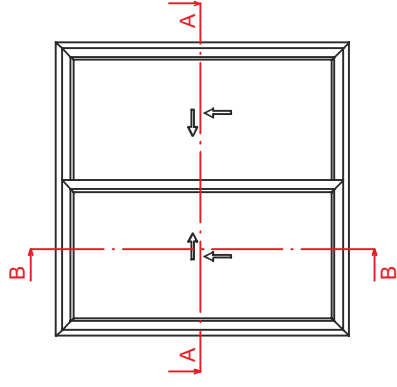
SLIDING SYSTEMS 70-75

Window Sections

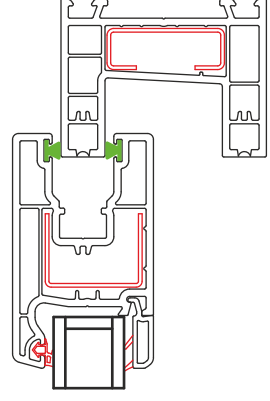
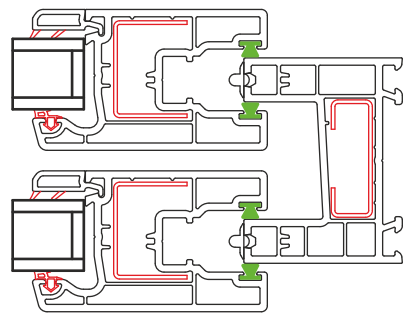
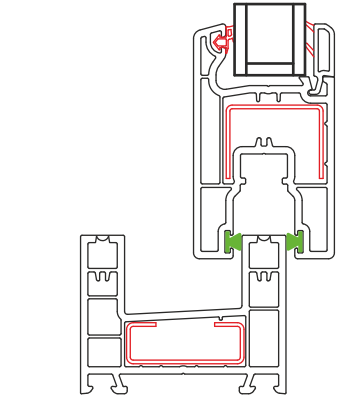
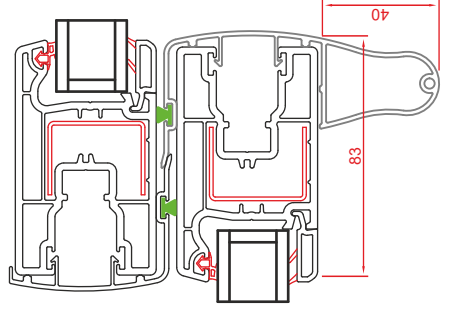
70 Sliding Aluminium Sash Closing Application



B-B



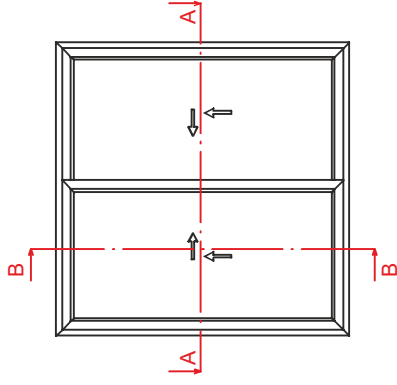
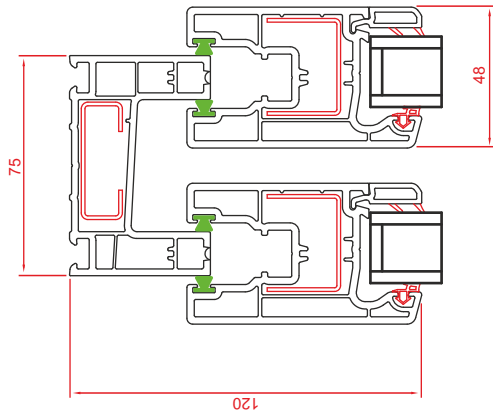
A-A



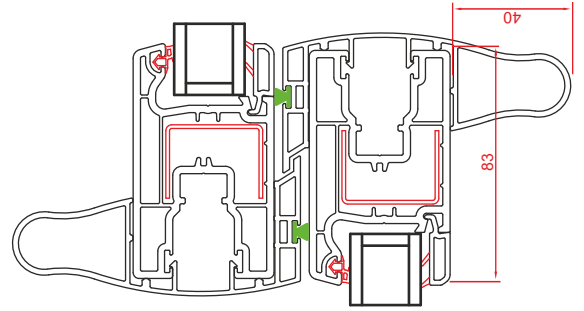
SLIDING SYSTEMS 70-75

Window Sections

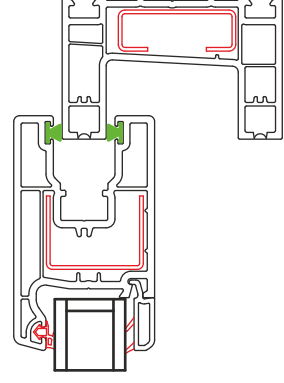
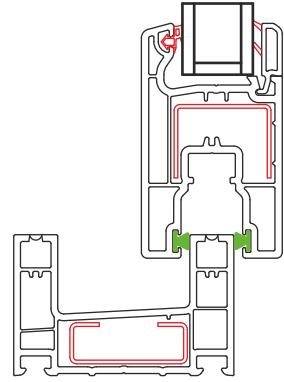
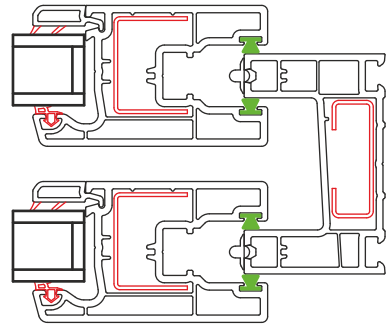
75 Sliding Aluminium Sash Closing Application



B-B



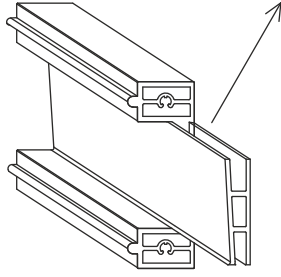
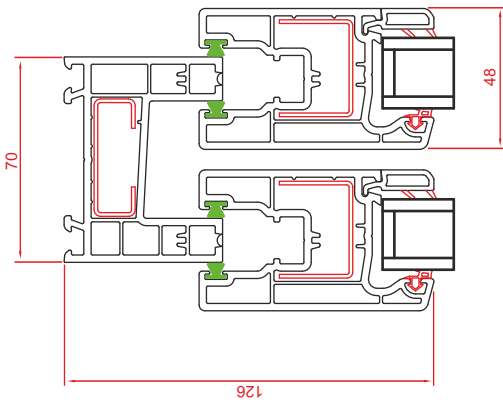
A-A



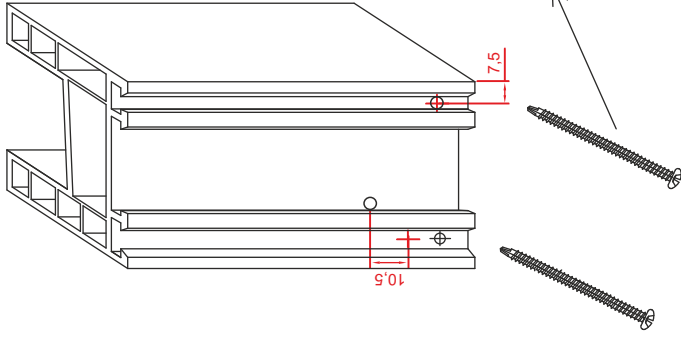
SLIDING SYSTEMS 70-75

Window Sections

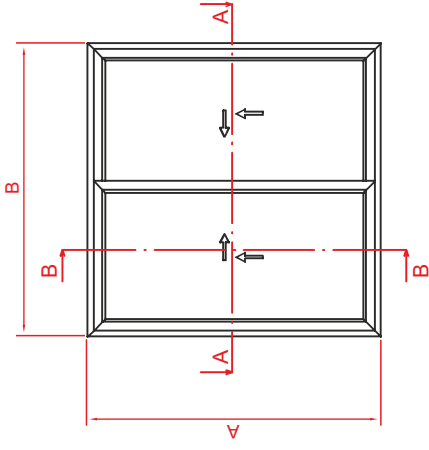
70 Sliding Aluminum Treshold Application



The leg sections of the aluminum frame is skived 25mm.



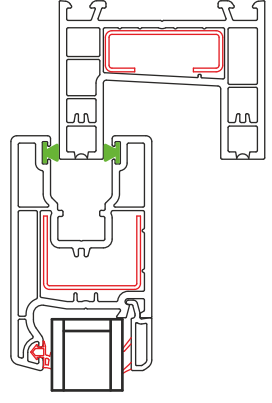
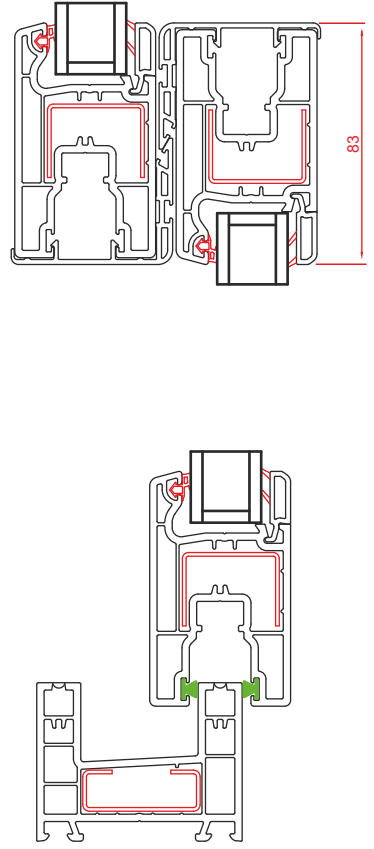
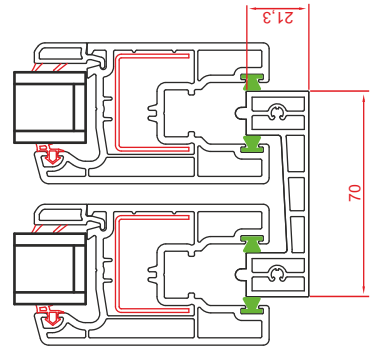
B-B



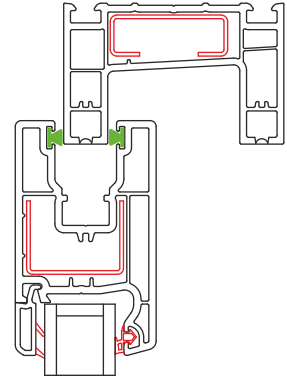
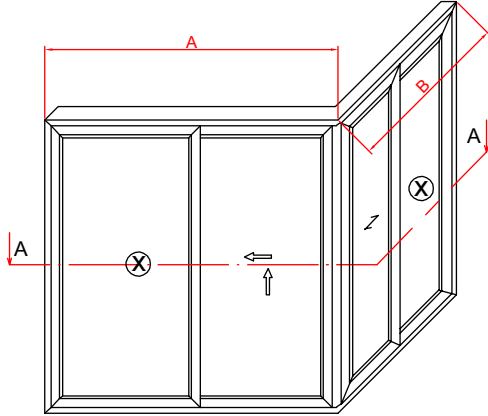
| Vertical | | Horizontal | |
|--------------------------|--------|------------------|--------|
| Measurement (mm) | Pieces | Measurement (mm) | Pieces |
| A-53 | 4 | (B/2) | 4 |
| Sash Cutting Measurement | | | |

It's joined with 4.2 x 60 mm size drilling screws, by the screw holes from the back of the aluminium frame.

A-A



Sliding Aluminium Corner Frame Application

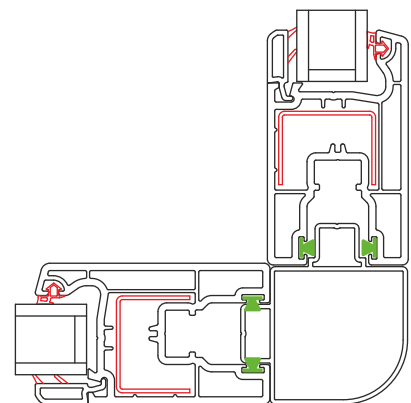
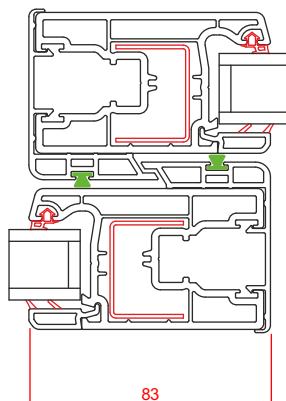
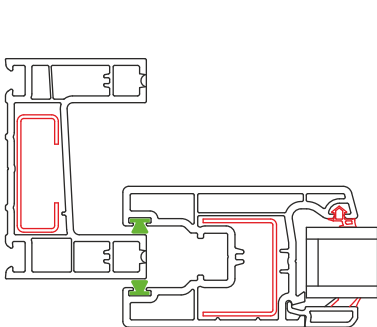
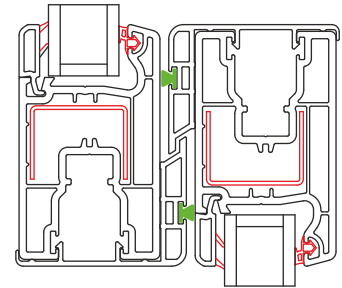


For 75 Sliding Frame

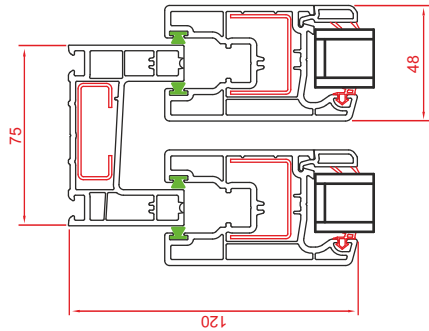
| | Vertical | | Horizontal | |
|--------------------------|------------------|--------|------------------|--------|
| | Measurement (mm) | Pieces | Measurement (mm) | Pieces |
| Sash Cutting Measurement | A-74 | 8 | (B/2)+2 | 8 |

For 70 Sliding Frame

| | Vertical | | Horizontal | |
|--------------------------|------------------|--------|------------------|--------|
| | Measurement (mm) | Pieces | Measurement (mm) | Pieces |
| Sash Cutting Measurement | A-86 | 8 | (B/2)-1,5 | 8 |



Sliding Sash Adapting Profile Application

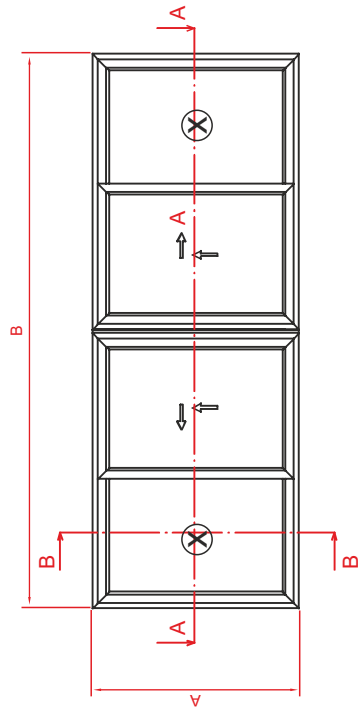


For 75 Sliding Frame

| Sash Cutting Measurement | Vertical | | Horizontal | |
|--------------------------|------------------|--------|------------------|--------|
| | Measurement (mm) | Pieces | Measurement (mm) | Pieces |
| A-74 | 8 | 8 | $(B/4)+23$ | 8 |

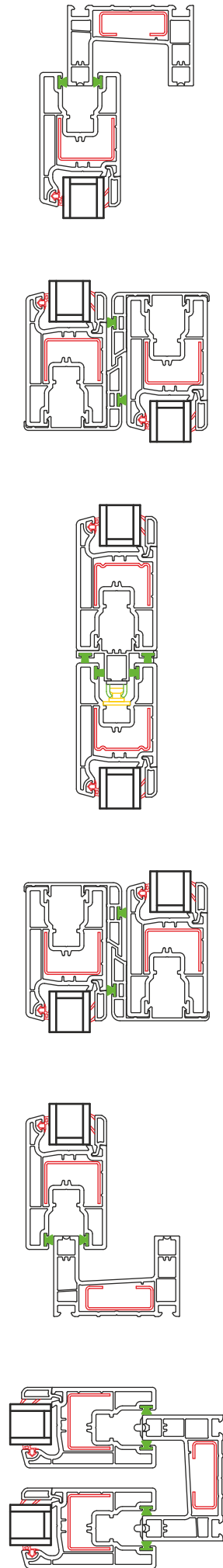
For 70 Sliding Frame

| Sash Cutting Measurement | Vertical | | Horizontal | |
|--------------------------|------------------|--------|------------------|--------|
| | Measurement (mm) | Pieces | Measurement (mm) | Pieces |
| A-86 | 8 | 8 | $(B/4)+20$ | 8 |



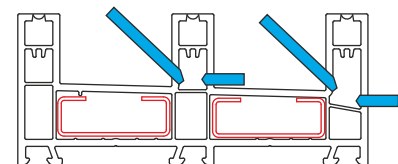
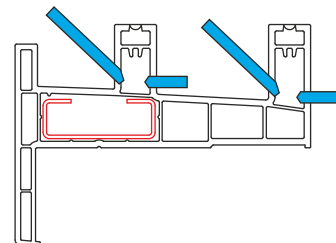
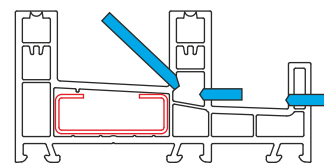
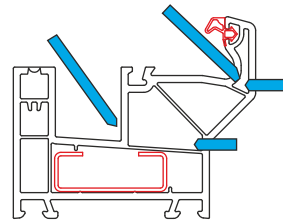
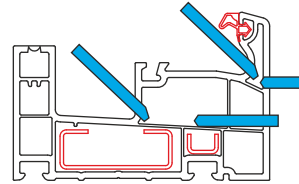
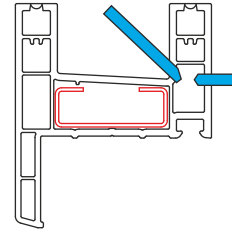
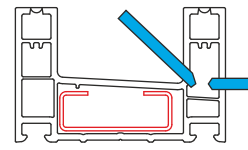
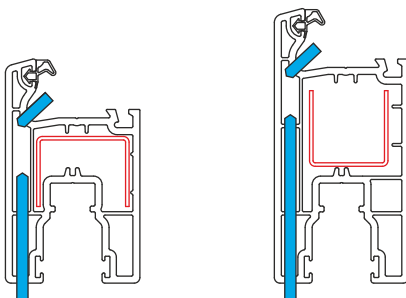
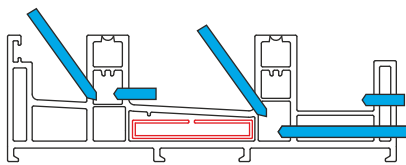

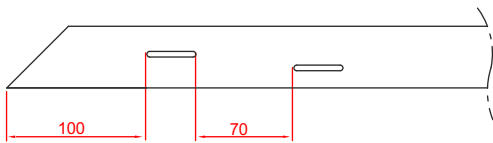

B-B

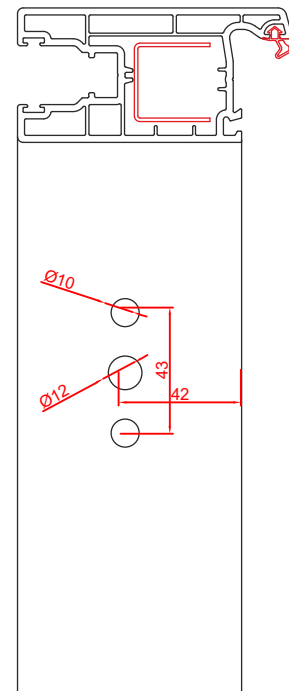
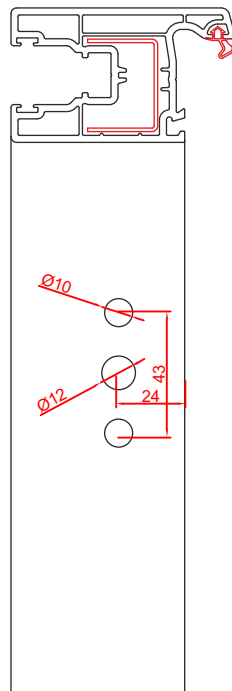
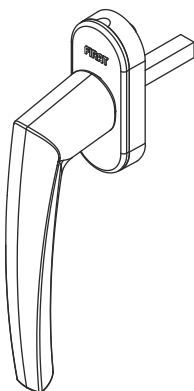
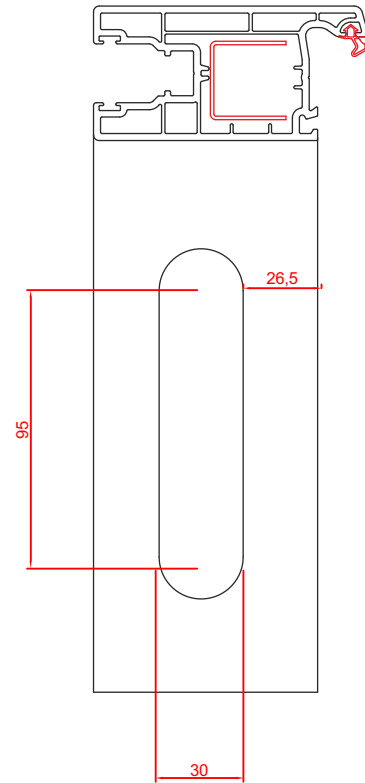
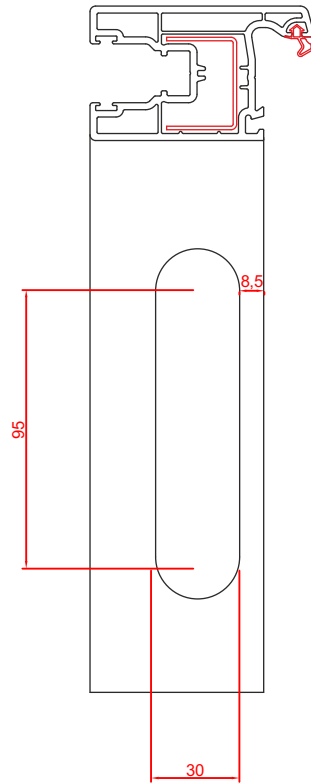
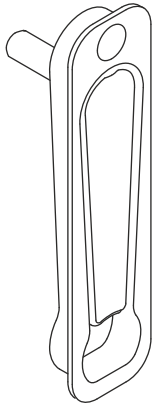
A-A



SLIDING SYSTEMS 70-75

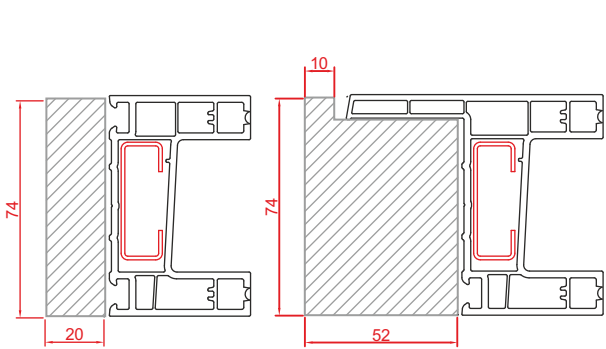
Water Drain Channels





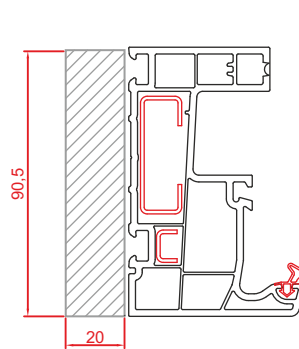
1. Profile cutting angle should be exactly 45°. Otherwise, welding weaknesses will occur because the surfaces to be welded cannot fully meet each other.
2. Welding machine plate surfaces should be smooth and in balance.
3. Resistance teflones must be clean and not torn.
4. Weld surfaces should not have profile shavings and surfaces should be clean
5. Welding resistance temperature should be in the range of 230 - 250 °C.
6. Welding resistance temperature should be in the range of 230 - 250 °C.
7. Vertical piston pressures should be 6 bar, melt pressure (when there is resistance) should be 3 bar and welding pressure should be 6 bar.

In order to perform a welding process in accordance with the standards, the following welding molds must be used during the welding process;

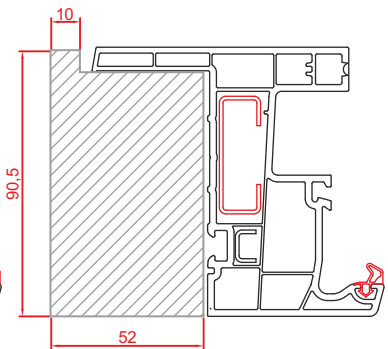


75 Sliding Frame

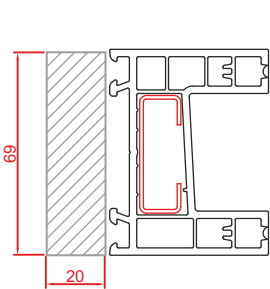
75 Sliding Frame With Architrave



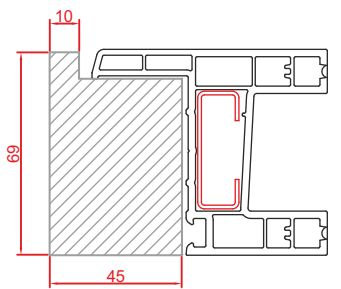
75 Sliding Fix Frame



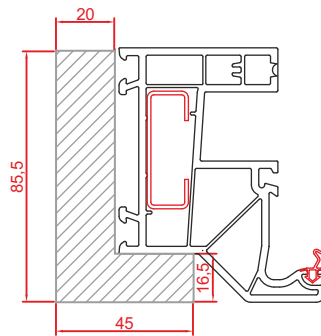
75 Sliding Fix Frame With Architrave



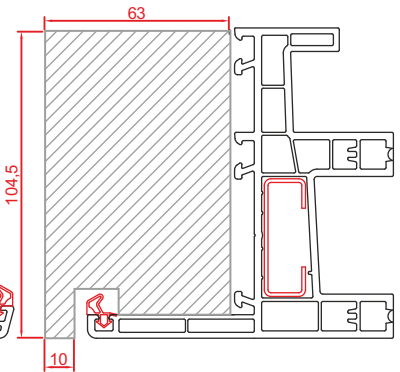
70 Sliding Frame



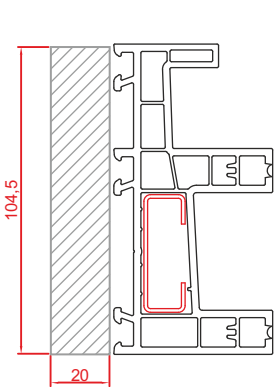
70 Sliding Frame With Architrave



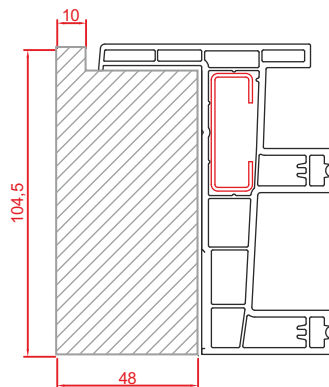
70 Sliding Fix Frame



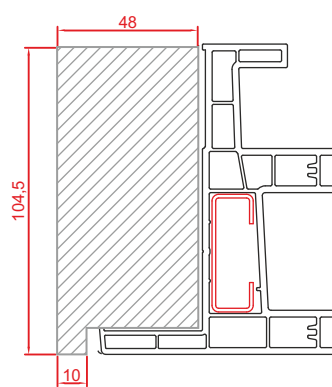
Sliding Frame With Outside Flyscreen & 50 mm Architrave



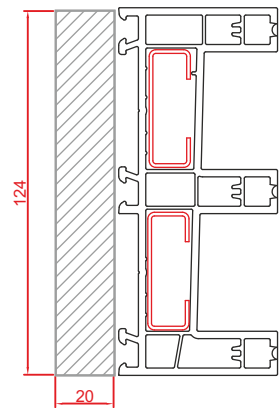
70 Sliding Frame With Fly Screen



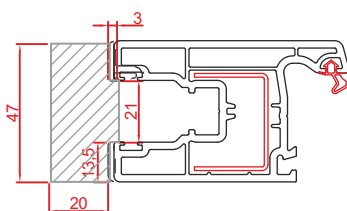
70 Sliding Frame With Inside Fly Screen & Architrave



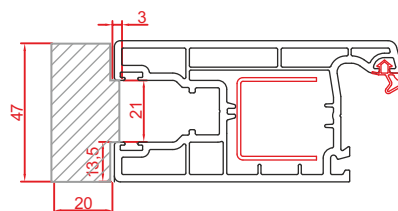
70 Sliding Frame With Outside Fly Screen & Architrave



Three Track Sliding Frame



Sliding Sash Profile



Sliding Door Sash Profile

FIRAT

Türkoba Mah. Fırat Plastik Cad. 23
34537 Büyükçekmece - İstanbul - TÜRKİYE
Phone: +90 (212) 866 41 41 - 866 42 42
Fax : +90 (212) 859 04 00 - 859 05 00

www.firat.com
firat@firat.com - info@firat.com